

# The Best Solutions For Cable Support Systems







# About Us



Shanghai Besca Industrial Co., Ltd is China's professional cable tray manufacturer and is dedicated to provide cable support system solutions. Founded in 1996, Besca has obtained certifications including UL, cUL, CE, IEC 61537-2006 and NEMA VE 1-2009. Besca featured: Cable Tray, Cable Ladder, Cable Trunking, Strut Channel, Wire Mesh Cable Tray, Wireway, and accessories.

Besca's foreign trade sales headquarter is located in the Shanghai Shibei Industrial Park, and its modern office environment has attracted a large number of domestic and foreign outstanding talents. Our products have been exported to most countries all over the world. We have already become the long-term business partners with companies like ABB, FLUOR, ZPMC, and SIMENS. Our company has the first-class sales team, high-quality talents and perfect after-sales service. We are committed to the value of proprietary brand.

Besca's subordinate factory: Zhenjiang Besca Electrical Manufacturing Co., Ltd. is located in Yangzhong Science and Technology Industrial Park in Jiangsu, covering an area of 8000 square meters. Besca adheres to the tenet: Quality First. As early as 1998, it passed the ISO 9001 quality management system certification. We have strict control system from raw materials purchasing to finished product packing. The basic capacity of production is a full 40 feet container every 2 working days.

Steel Cable Tray workshop has modern CNC equipment and international standard cold bend section steel forming equipment. Hardware Products workshop has hundreds sets of different kinds of large scale equipment. Wire Mesh Cable Tray productions workshop has more than 30 sets various types of welding equipment. The Hot Dip Galvanizing workshop has four full mechanized production lines. Zhenjiang Besca Electrical Manufacturing Co., Ltd, was locally awarded Quality Trustworthy Enterprise and National Inspection-exempted Enterprise.

The company's good logistics distribution and after sale services win a large number of worldwide customers. Welcome every domestic or overseas talent joins BESCA. We will together create a win-win situation tomorrow.





CE



UL E465156  
(for Wireway)



ISO9001



NEMA VE1



UL & cUL E359562  
(for Cable Tray)



SGS



TUV



IEC 61537



**Cable Tray** (BC1/BC2/BC5/BC6)

03-14



**Ladder Tray** (BC3)

15-18



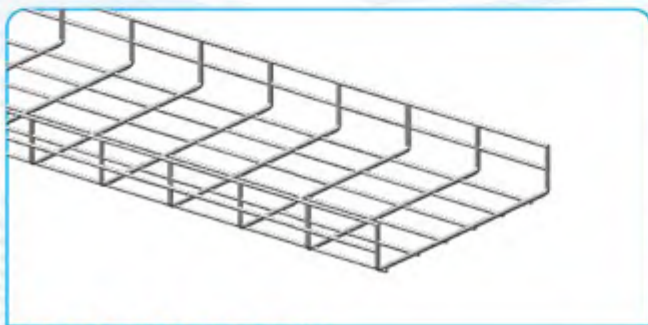
**Ladder Tray** (BC4)

19-26




**Cable Ladder** (BL1/BL2/BL3/NEMA 12B/NEMA 16A/NEMA 20B/NEMA 20C)

27-50



**Wire Mesh Cable Tray**  
(BM1/BM2/BM3/BM4/BM5/BM6/BM7)


51-62



**Wireway** (BW1/BW2/BW3)

63-68





**Cable Trunking**  
(BT1/BT2/BT3/BT4/BT5/BT6/BT7/BT8)

69-84



**FRP Cable Tray** (BL5/BL6)

44-47




**AL Cable Tray** (BL4/NEMA 20C)

40-43



**Marine Cable Ladder** (MCL)

38-39



**Strut Channel** (Plain/Slotted/Combination)

85-88



**Accessories**

89-95



### BESCA Perforated Cable Tray

BESCA offer a wide range of perforated cable trays which are fabricated using quality raw material such as Pre-galvanized (GI).

These perforated cable trays are offered in different types, generally fabricated in mild steel.

Standard finish of BESCA Perforated Cable Tray as below, customize available:

- **G** ----- Pre-galvanized steel
- **H** ----- Hot Dip Galvanized
- **S4** --- Stainless Steel SS304
- **S6** --- Stainless Steel SS316
- **A** ----- Aluminium
- **P** ----- Powder Coated

Every piece of our perforated cable tray has an average length of 3000 mm, other length available as per the client requirements.

Moreover, BESCA also develop various accessories for our range which are used for support & installation of cables over the cable trays. The accessories are mentioned below:

- **Fittings**
- **Clamps**
- **Supports**

Features:

- **Corrosion Resistance**
- **Simple Usage**
- **Durability**

Suffix	Finish
<b>G</b>	Pre-Galvanized / PG / GI
<b>H</b>	Hot Dip Galvanized / HDG
<b>S4</b>	Stainless Steel SS304
<b>S6</b>	Stainless Steel SS316
<b>P</b>	Powder Coated
<b>A</b>	Aluminum

Suffix	Finish
<b>FRP</b>	Fiberglass Reinforced Plastics / GRP
<b>F</b>	Fire Rated
<b>Z</b>	Zinc Plated
<b>E</b>	Electrolytic Polishing
<b>M</b>	Mill / Plain Steel





BC1 Cable Tray



P/007

BC1-E3 Elbow 90°



P/008

BC1-T Tee



P/008

BC1-C Cross



P/008

BC1-IR Inside Riser



P/008

BC1-OR Outside Riser



P/009

BC1-MR Middle Reducer



P/009

BC1-RR Right Hand Reducer



P/009

BC1-LR Left Hand Reducer



P/009

BC2 & BC5 & BC6 Cable Tray



P/010

BC2-E3 Elbow 90°



P/011

BC2-T Tee



P/011

BC2-C Cross



P/011

BC2-IR Inside Riser



P/012

BC2-OR Outside Riser



P/012

BC2-MR Middle Reducer




P/012

BC2-RR Right Hand Reducer



P/013

BC2-LR Left Hand Reducer



P/013

BC2-BE Blind End



P/013

BC2-AR Adjust Riser



P/013

BC2/5/6-D Divider



P/014

BC2/5/6-SC Straight Coupler



P/014

BC2/5/6-HAC Horizontal Adjust Coupler

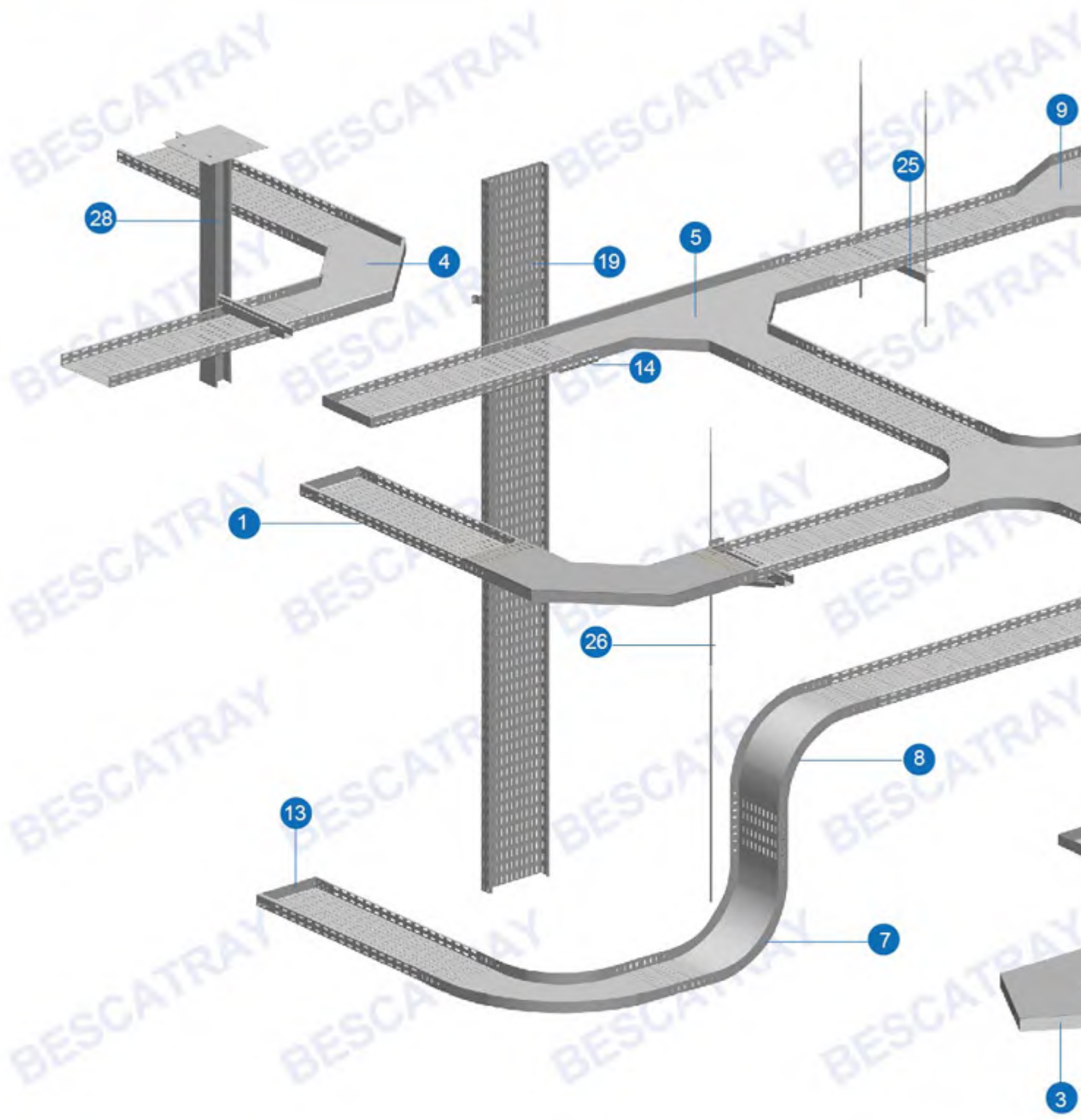


P/014

BC2/5/6-VAC Vertical Adjust Coupler



P/014



- 1 Perforated Cable Tray Straight (BC\*)
- 2 Elbow 45° (BC\*-E1)
- 3 Elbow 60° (BC\*-E2)
- 4 Elbow 90°(BC\*-E3)
- 5 Tee (BC\*-T)
- 6 Cross (BC\*-C)
- 7 Inside Riser (BC\*-IR)

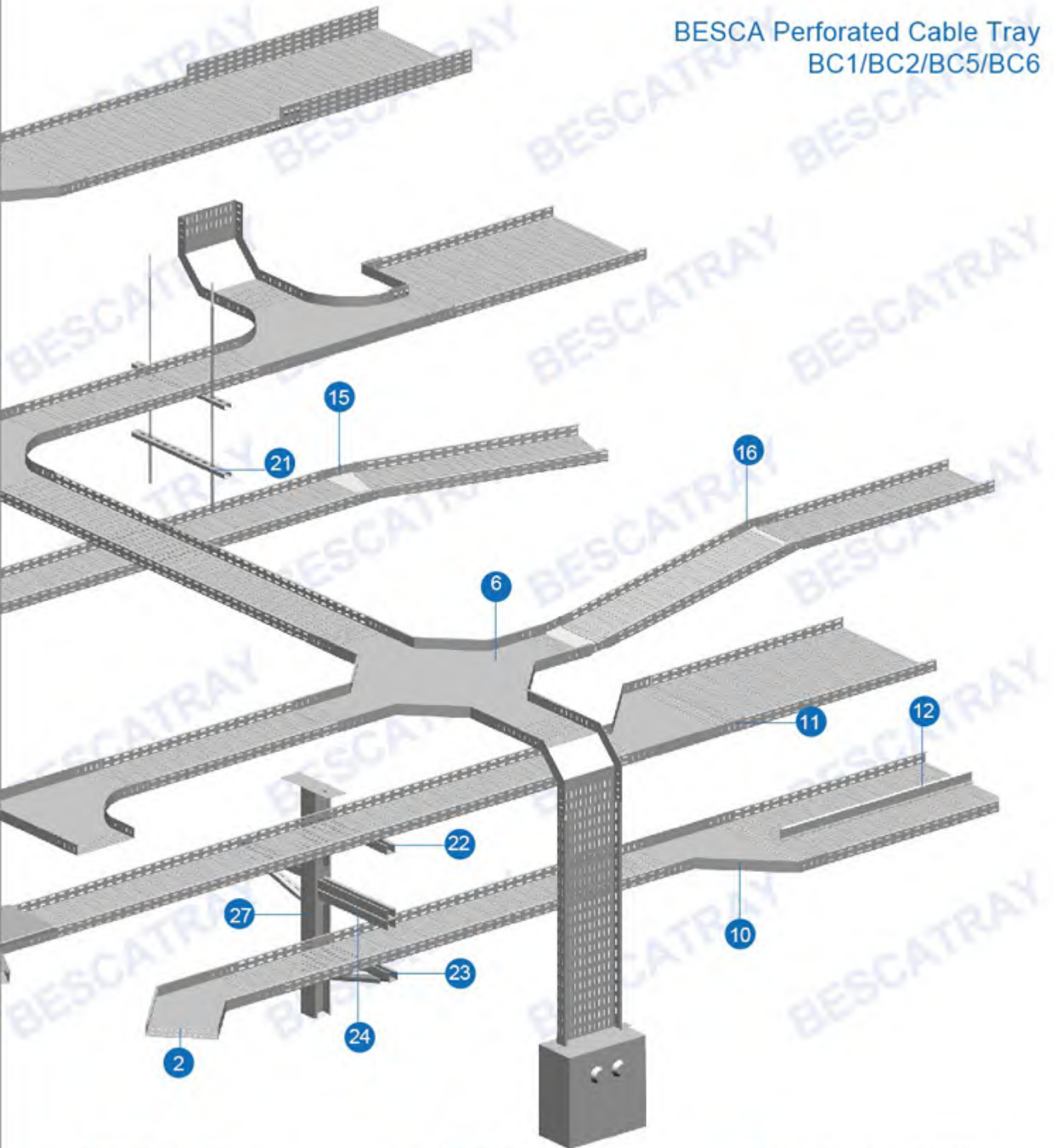
- 8 Outside Riser (BC\*-OR)
- 9 Reducer (BC\*-MR)
- 10 Right Hand Reducer (BC\*-RR)
- 11 Left Hand Reducer (BC\*-LR)
- 12 Divider (BC\*-D)
- 13 Blind End (BC\*-BE)
- 14 Straight Coupler (BC\*-SC)

- 15 Horizontal Adjust Coupler (BC\*-HAC)
- 16 Vertical Adjust Coupler (BC\*-VAC)
- 17 Adjust Riser (BC\*-AR)
- 18 Bolt & Nut (BN)
- 19 Under Floor Stand (UFS)
- 20 Cover Clamp (BC-CLP)
- 21 Straight Bracket (SB)





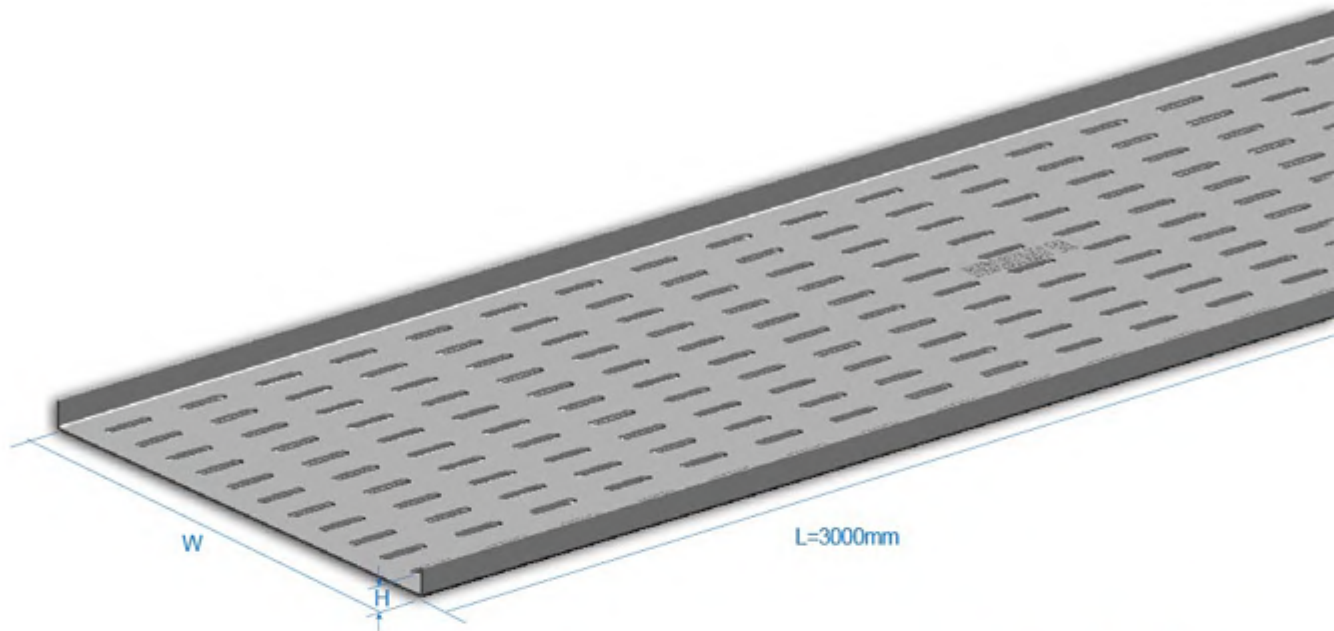
## BESCA Perforated Cable Tray BC1/BC2/BC5/BC6



- 22 Wall Bracket (WB)
- 23 Strengthen Bracket (STB)
- 24 Strengthening Bracket (STNB)
- 25 Angle Bar Bracket (ABB)
- 26 Treaded Rod (TR)
- 27 Ceiling Bracket (CB)
- 28 Strengthening Ceiling Bracket (SCB)

- 29 Flat Cover (BC-FSC)
- 30 Peak Cover (BC-PSC)
- 31 Elbow 45° Cover (BC-EFC)
- 32 Elbow 60° Cover (BC-ESC)
- 33 Elbow 90° Cover (BC-ENC)
- 34 Tee Cover (BC-TC)
- 35 Cross Cover (BC-CC)

- 36 Inside Riser Cover (BC-IRC)
- 37 Outside Riser Cover (BC-ORC)
- 38 Reducer Cover (BC-RC)
- 39 Right Hand Reducer Cover (BC-RRC)
- 40 Left Hand Reducer Cover (BC-LRC)



**BC1 Cable Tray**

**BC1 Cable Tray**

Ordering Code	W (mm)	H (mm)	L (mm)
BC1-50G	50	15	3000
BC1-100G	100	15	3000
BC1-150G	150	15	3000
BC1-200G	200	15	3000
BC1-250G	250	15	3000
BC1-300G	300	15	3000
BC1-450G	450	15	3000
BC1-600G	600	15	3000





**BC1-E3 Elbow 90°**

**BC1-E3 Elbow 90°**

Ordering Code	W (mm)	H (mm)
BC1-E3-50G	50	15
BC1-E3-100G	100	15
BC1-E3-150G	150	15
BC1-E3-200G	200	15
BC1-E3-250G	250	15
BC1-E3-300G	300	15
BC1-E3-450G	450	15
BC1-E3-600G	600	15



**BC1-T Tee**

**BC1-T Tee**


Ordering Code	W (mm)	H (mm)
BC1-T-50G	50	15
BC1-T-100G	100	15
BC1-T-150G	150	15
BC1-T-200G	200	15
BC1-T-250G	250	15
BC1-T-300G	300	15
BC1-T-450G	450	15
BC1-T-600G	600	15



**BC1-C Cross**

**BC1-C Cross**

Ordering Code	W (mm)	H (mm)
BC1-C-50G	50	15
BC1-C-100G	100	15
BC1-C-150G	150	15
BC1-C-200G	200	15
BC1-C-250G	250	15
BC1-C-300G	300	15
BC1-C-450G	450	15
BC1-C-600G	600	15



**BC1-IR Inside Riser**

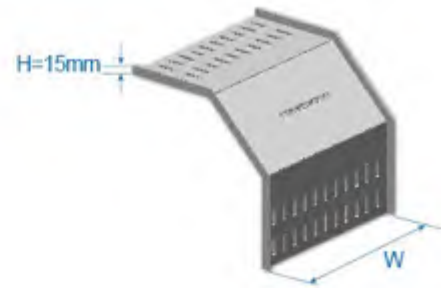
**BC1-IR Inside Riser**

Ordering Code	W (mm)	H (mm)
BC1-IR-50G	50	15
BC1-IR-100G	100	15
BC1-IR-150G	150	15
BC1-IR-200G	200	15
BC1-IR-250G	250	15
BC1-IR-300G	300	15
BC1-IR-450G	450	15
BC1-IR-600G	600	15



### BC1-OR Outside Riser


Ordering Code	W (mm)	H (mm)
BC1-OR-50G	50	15
BC1-OR-100G	100	15
BC1-OR-150G	150	15
BC1-OR-200G	200	15
BC1-OR-250G	250	15
BC1-OR-300G	300	15
BC1-OR-450G	450	15
BC1-OR-600G	600	15



BC1-OR Outside Riser

### BC1-MR Middle Reducer

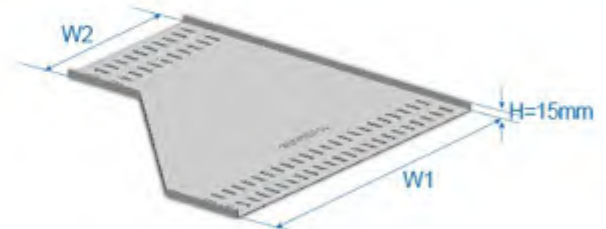
Ordering Code	W1 (mm)	W2 (mm)	H (mm)
BC1-MR-10050G	100	50	15
BC1-MR-15050G	150	50	15
BC1-MR-20050G	200	50	15
BC1-MR-150100G	150	100	15
BC1-MR-200100G	200	100	15
BC1-MR-300100G	300	100	15
BC1-MR-200150G	200	150	15
BC1-MR-300150G	300	150	15



BC1-MR Middle Reducer

### BC1-RR Right Hand Reducer


Ordering Code	W1 (mm)	W2 (mm)	H (mm)
BC1-RR-10050G	100	50	15
BC1-RR-15050G	150	50	15
BC1-RR-20050G	200	50	15
BC1-RR-150100G	150	100	15
BC1-RR-200100G	200	100	15
BC1-RR-300100G	300	100	15
BC1-RR-200150G	200	150	15
BC1-RR-300150G	300	150	15



BC1-RR Right Hand Reducer

### BC1-LR Left Hand Reducer

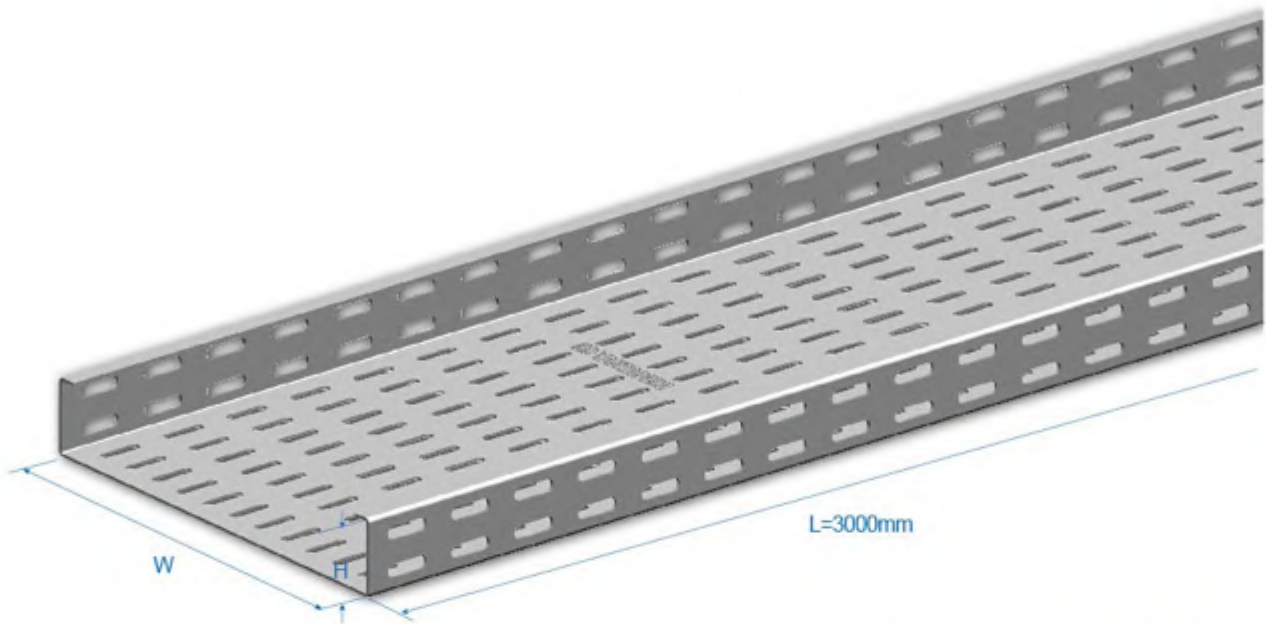
Ordering Code	W1 (mm)	W2 (mm)	H (mm)
BC1-LR-10050G	100	50	15
BC1-LR-15050G	150	50	15
BC1-LR-20050G	200	50	15
BC1-LR-150100G	150	100	15
BC1-LR-200100G	200	100	15
BC1-LR-300100G	300	100	15
BC1-LR-200150G	200	150	15
BC1-LR-300150G	300	150	15



BC1-LR Left Hand Reducer

www.bescatray.com





### BC2 & BC5 & BC6 Cable Tray

### BC2 & BC5 & BC6 Cable Tray

	Ordering Code	W (mm)	H (mm)	L (mm)
BC2	BC2-50G	50	50	3000
	BC2-100G	100	50	3000
	BC2-150G	150	50	3000
	BC2-200G	200	50	3000
	BC2-250G	250	50	3000
	BC2-300G	300	50	3000
	BC2-450G	450	50	3000
	BC2-600G	600	50	3000
BC5	BC5-75G	75	75	3000
	BC5-100G	100	75	3000
	BC5-150G	150	75	3000
	BC5-200G	200	75	3000
	BC5-250G	250	75	3000
	BC5-300G	300	75	3000
	BC5-450G	450	75	3000
	BC5-600G	600	75	3000
BC6	BC6-100G	100	100	3000
	BC6-150G	150	100	3000
	BC6-200G	200	100	3000
	BC6-250G	250	100	3000
	BC6-300G	300	100	3000
	BC6-450G	450	100	3000
	BC6-500G	500	100	3000
	BC6-600G	600	100	3000

### BC2-E3 Elbow 90°

	Ordering Code	W (mm)	H (mm)
BC2-E3	BC2-E3-50G	50	50
	BC2-E3-100G	100	50
	BC2-E3-150G	150	50
	BC2-E3-200G	200	50
	BC2-E3-250G	250	50
	BC2-E3-300G	300	50
	BC2-E3-450G	450	50
	BC2-E3-600G	600	50




◆ BC5/6-E3 Elbow 90° Available

### BC2-E3 Elbow 90°

### BC2-T Tee

	Ordering Code	W (mm)	H (mm)
BC2-T	BC2-T-50G	50	50
	BC2-T-100G	100	50
	BC2-T-150G	150	50
	BC2-T-200G	200	50
	BC2-T-250G	250	50
	BC2-T-300G	300	50
	BC2-T-450G	450	50
	BC2-T-600G	600	50



◆ BC5/6-T Tee Available

### BC2-T Tee

### BC2-C Cross

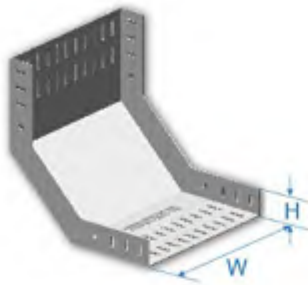
	Ordering Code	W (mm)	H (mm)
BC2-C	BC2-C-50G	50	50
	BC2-C-100G	100	50
	BC2-C-150G	150	50
	BC2-C-200G	200	50
	BC2-C-250G	250	50
	BC2-C-300G	300	50
	BC2-C-450G	450	50
	BC2-C-600G	600	50



◆ BC5/6-C Cross Available

### BC2-C Cross



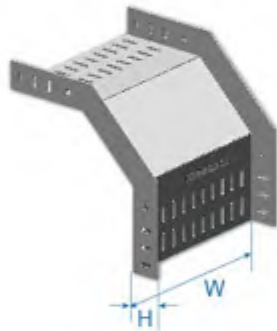


### BC2-IR Inside Riser

	Ordering Code	W (mm)	H (mm)
BC2-IR	BC2-IR-50G	50	50
	BC2-IR-100G	100	50
	BC2-IR-150G	150	50
	BC2-IR-200G	200	50
	BC2-IR-250G	250	50
	BC2-IR-300G	300	50
	BC2-IR-450G	450	50
	BC2-IR-600G	600	50

◆ BC5/6-IR Inside Riser Available

### BC2-IR Inside Riser

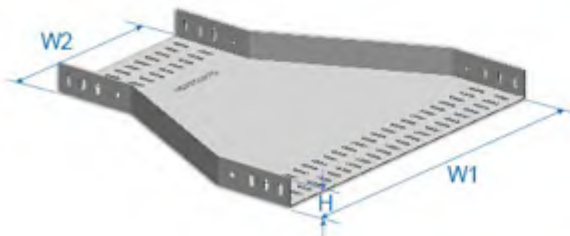


### BC2-OR Outside Riser

	Ordering Code	W (mm)	H (mm)
BC2-OR	BC2-OR-50G	50	50
	BC2-OR-100G	100	50
	BC2-OR-150G	150	50
	BC2-OR-200G	200	50
	BC2-OR-250G	250	50
	BC2-OR-300G	300	50
	BC2-OR-450G	450	50
	BC2-OR-600G	600	50

◆ BC5/6-OR Outside Riser Available

### BC2-OR Outside Riser



### BC2-MR Middle Reducer

	Ordering Code	W1 (mm)	W2 (mm)	H (mm)
BC2-MR	BC2-MR-10050G	100	50	50
	BC2-MR-15050G	150	50	50
	BC2-MR-20050G	200	50	50
	BC2-MR-150100G	150	100	50
	BC2-MR-200100G	200	100	50
	BC2-MR-250100G	250	100	50
	BC2-MR-200150G	200	150	50
	BC2-MR-300150G	300	150	50


◆ BC5/6-MR Middle Reducer Available

### BC2-MR Middle Reducer



### BC2-RR Right Hand Reducer

	Ordering Code	W1 (mm)	W2 (mm)	H (mm)
BC2-RR	BC2-RR-10050G	100	50	50
	BC2-RR-15050G	150	50	50
	BC2-RR-20050G	200	50	50
	BC2-RR-150100G	150	100	50
	BC2-RR-200100G	200	100	50
	BC2-RR-250100G	250	100	50
	BC2-RR-200150G	200	150	50
	BC2-RR-300150G	300	150	50




◆ BC5/6-RR Right Hand Reducer Available

BC2-RR Right Hand Reducer

### BC2-LR Left Hand Reducer

	Ordering Code	W1 (mm)	W2 (mm)	H (mm)
BC2-LR	BC2-LR-10050G	100	50	50
	BC2-LR-15050G	150	50	50
	BC2-LR-20050G	200	50	50
	BC2-LR-150100G	150	100	50
	BC2-LR-200100G	200	100	50
	BC2-LR-250100G	250	100	50
	BC2-LR-200150G	200	150	50
	BC2-LR-300150G	300	150	50

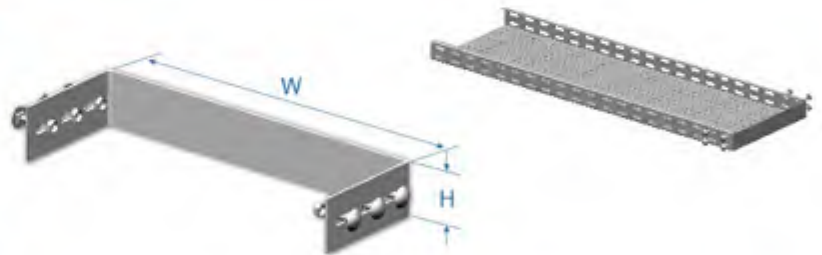


◆ BC5/6-LR Left Hand Reducer Available

BC2-LR Left Hand Reducer

### BC2-BE Blind End

	Ordering Code	W (mm)	H (mm)
BC2-BE	BC2-BE-50G	50	50
	BC2-BE-100G	100	50
	BC2-BE-150G	150	50
	BC2-BE-200G	200	50
	BC2-BE-250G	250	50
	BC2-BE-300G	300	50
	BC2-BE-450G	450	50
	BC2-BE-600G	600	50

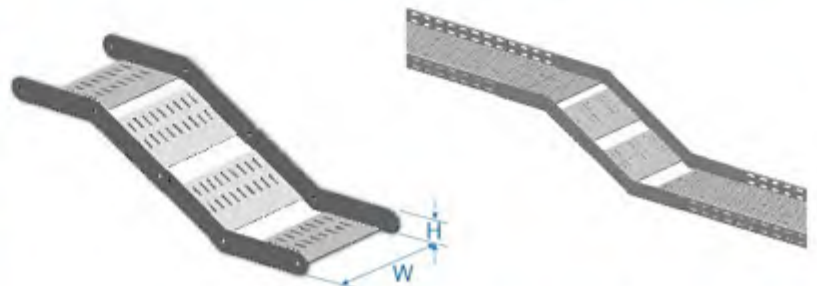


◆ BC5/6-BE Blind End Available

BC2-BE Blind End

### BC2-AR Adjust Riser

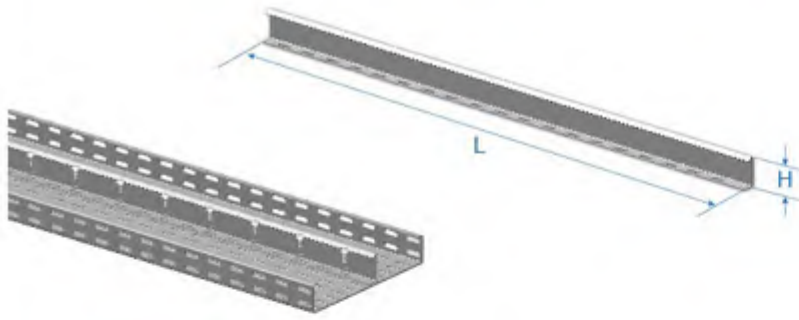
	Ordering Code	W (mm)	H (mm)
BC2-AR	BC2-AR-50G	50	50
	BC2-AR-100G	100	50
	BC2-AR-150G	150	50
	BC2-AR-200G	200	50
	BC2-AR-250G	250	50
	BC2-AR-300G	300	50
	BC2-AR-450G	450	50
	BC2-AR-600G	600	50



◆ BC5/6-AR Adjust Riser Available

BC2-AR Adjust Riser






**BC2/5/6-D Divider**

**BC2/5/6-D Divider**


Ordering Code	H (mm)	L (mm)
BC2-DG	50	3000
BC5-DG	75	3000
BC6-DG	100	3000



**BC2/5/6-SC Straight Coupler**

**BC2/5/6-SC Straight Coupler**


Ordering Code
BC*-SC



**BC2/5/6-HAC Horizontal Adjust Coupler**

**BC2/5/6-HAC Horizontal Adjust Coupler**

Ordering Code	H (mm)
BC2-HAC	50
BC5-HAC	75
BC6-HAC	100



**BC2/5/6-VAC Vertical Adjust Coupler**

**BC2/5/6-VAC Vertical Adjust Coupler**

Ordering Code	H (mm)
BC2-VAC	50
BC5-VAC	75
BC6-VAC	100



www.bescatray.com



### BESCA Ladder Tray

BESCA Ladder Tray is the sensible choice for all general purpose installations. Made from durable Pre-Galvanized steel, and used extensively for office fit outs, shopping centres and light industrial applications. Light weight and easy to install, complemented by a full range of accessories to enable fast onsite fabrications of Tee's, Risers, Bends, and Crosses.

Standard finish of BESCA Perforated Cable Tray as below, customize available:

- **G** ----- Pre-galvanized steel
- **H** ----- Hot Dip Galvanized
- **P** ----- Powder Coated

Every piece of our ladder tray has an average length of 3000 mm, other length available as per the client requirements.

Advantages:

- Reduced weight without losing strength
- From light to heavy load
- Good lateral stability
- No nasty sharp edges
- Open profiles provide better corrosion protection

Suffix	Finish
<b>G</b>	Pre-Galvanized / PG / GI
<b>H</b>	Hot Dip Galvanized / HDG
<b>P</b>	Powder Coated





BC3  
Ladder Tray Straight



P/018

BC4  
Ladder Tray Straight



P/019

BC3/4-HDU  
Hold Down Unit



P/020

BC3/4-RL Riser Link



P/020

BC3/4-S Splice



P/020

BC3/4-DS  
Divider Strip



P/020

BC3/4-RP  
Radius Plate



P/020

BC3/4-TCB  
Tee Cross Bracket



P/020

FSC Flat Cover



P/021

ENC  
Elbow 90° Cover



P/021

TC Tee Cover




P/021

CC Cross Cover



P/022

IRC  
Inside Riser Cover



P/022

ORC  
Outside Riser Cover



P/022

MRC  
Middle Reducer Cover



P/023

RRC Right Hand  
Reducer Cover



P/023

LRC Left Hand  
Reducer Cover



P/023

UFS  
Under Floor Stand



P/024

B\*-CC  
Cover Clamp



P/024

SB Straight Bracket



P/024

ABB  
Angle Bar Bracket



P/025

WB Wall Bracket



P/025

STB  
Strengthen Bracket



P/025

STNB  
Strengthening Bracket



P/026

CB  
Ceiling Bracket



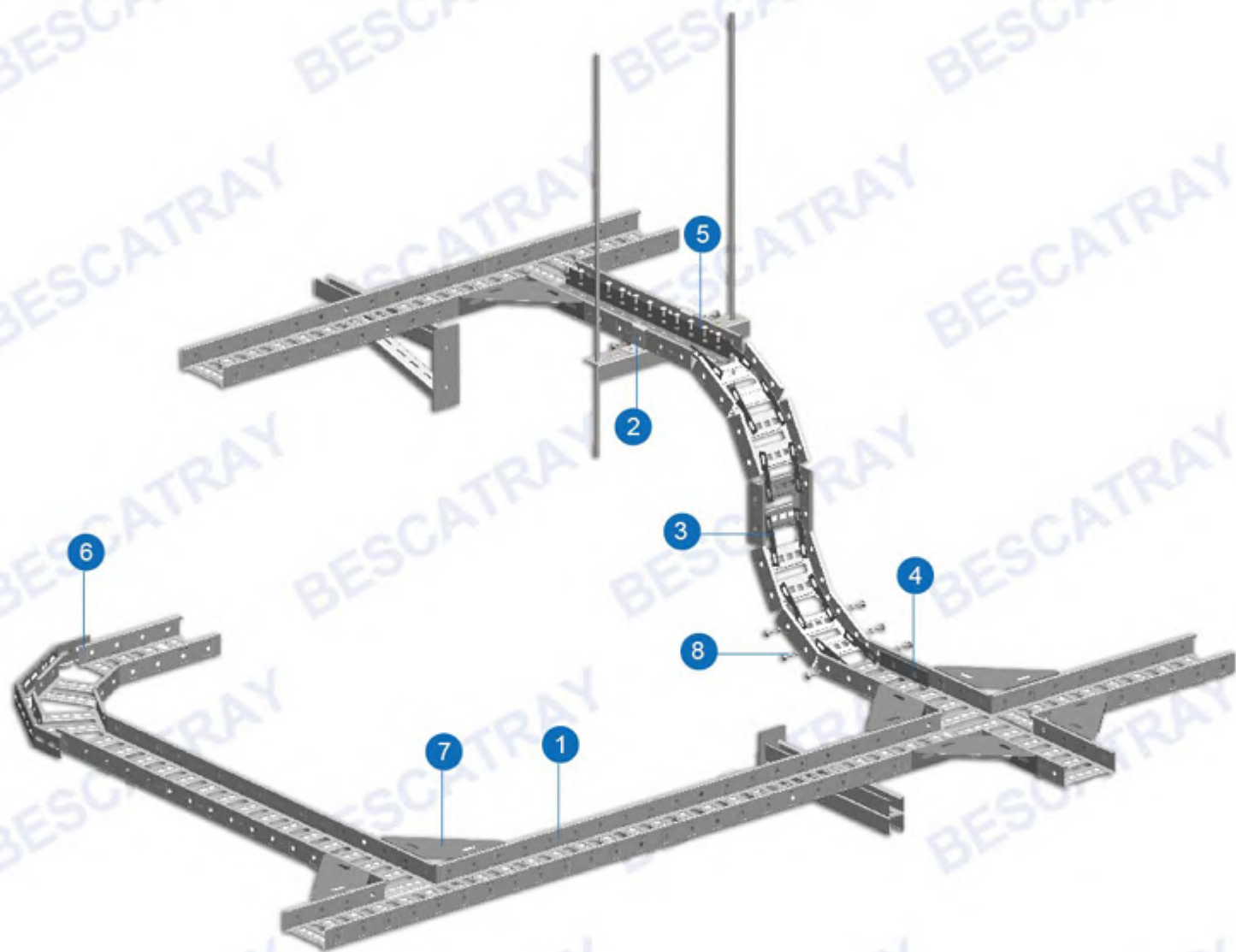
P/026

SCB  
Strengthening  
Ceiling Bracket




P/026

## BESCA Perforated Ladder Tray BC3/BC4Series



- ❶ Perforated Ladder Tray Straight (BC\*)
- ❷ Hold Down Unit (BC\*-HDU)
- ❸ Riser Link (BC\*-RL)
- ❹ Splice (BC\*-S)
- ❺ Divider Strip (BC\*-DS)
- ❻ Radius Plate (BC\*-RP)
- ❼ Tee Cross Bracket (BC\*-TCB)
- ❽ Bolt & Nut






**BC3 Ladder Tray Straight**

**BC3 Ladder Tray Straight**

Ordering Code	W (mm)	H (mm)	L (mm)
BC3-150G	150	50	3000
BC3-300G	300	50	3000
BC3-450G	450	50	3000
BC3-600G	600	50	3000

www.bescatray.com



**BC4 Ladder Tray Straight**

**BC4 Ladder Tray Straight**

Ordering Code	W (mm)	H (mm)	L (mm)
BC4-172G	172	50	3000
BC4-322G	322	50	3000
BC4-472G	472	50	3000
BC4-622G	622	50	3000





**BC3/4-HDU Hold Down Unit**

**BC3/4-HDU Hold Down Unit**

Ordering Code

BC3-HDU  
BC4-HDU



**BC3/4-RL Riser Link**

**BC3/4-RL Riser Link**

Ordering Code

BC3-RL  
BC4-RL



**BC3/4-S Splice**

**BC3/4-S Splice**

Ordering Code

BC3-S  
BC4-S



**BC3/4-DS Divider Strip**

**BC3/4-DS Divider Strip**

Ordering Code

BC3-DS  
BC4-DS



**BC3/4-RP Radius Plate**

**BC3/4-RP Radius Plate**

Ordering Code

BC3-RP  
BC4-RP



**BC3/4-TCB Tee Cross Bracket**

**BC3/4-TCB Tee Cross Bracket**

Ordering Code

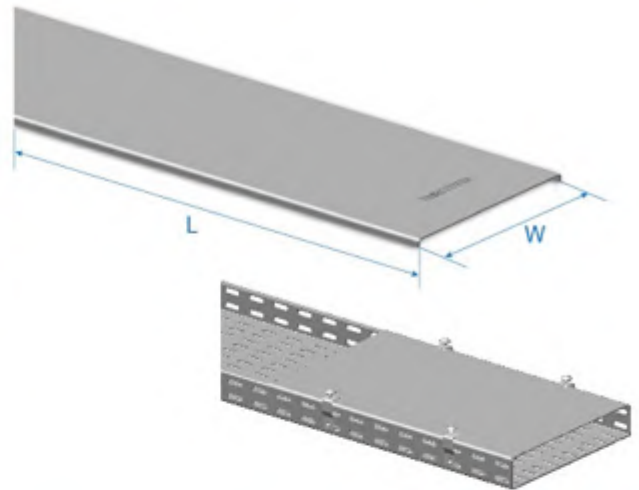
BC3-TCB  
BC4-TCB



www.bescatray.com

### FSC Flat Cover

Ordering Code	W (mm)	L (mm)
FSC-50G	50	3000
FSC-100G	100	3000
FSC-150G	150	3000
FSC-200G	200	3000
FSC-250G	250	3000
FSC-300G	300	3000
FSC-450G	450	3000
FSC-600G	600	3000



FSC Flat Cover

### ENC Elbow 90° Cover

Ordering Code	W (mm)
ENC-50G	50
ENC-100G	100
ENC-150G	150
ENC-200G	200
ENC-250G	250
ENC-300G	300
ENC-450G	450
ENC-600G	600



ENC Elbow 90° Cover

### TC Tee Cover

Ordering Code	W (mm)
TC-50G	50
TC-100G	100
TC-150G	150
TC-200G	200
TC-250G	250
TC-300G	300
TC-450G	450
TC-600G	600



TC Tee Cover



### CC Cross Cover

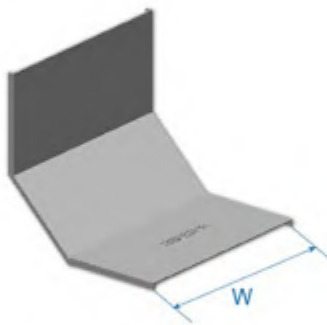
Ordering Code	W (mm)
CC-50G	50
CC-100G	100
CC-150G	150
CC-200G	200
CC-250G	250
CC-300G	300
CC-450G	450
CC-600G	600



### CC Cross Cover

### IRC Inside Riser Cover

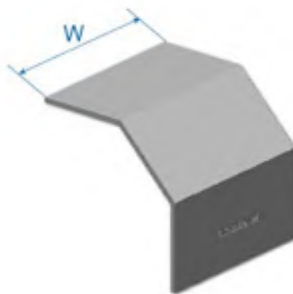
Ordering Code	W (mm)
IRC-50G	50
IRC-100G	100
IRC-150G	150
IRC-200G	200
IRC-250G	250
IRC-300G	300
IRC-450G	450
IRC-600G	600



### IRC Inside Riser Cover

### ORC Outside Riser Cover

Ordering Code	W (mm)
ORC-50G	50
ORC-100G	100
ORC-150G	150
ORC-200G	200
ORC-250G	250
ORC-300G	300
ORC-450G	450
ORC-600G	600




### ORC Outside Riser Cover



### MRC Middle Reducer Cover


Ordering Code	W1 (mm)	W2 (mm)
MRC-10050G	100	50
MRC-15050G	150	50
MRC-20050G	200	50
MRC-150100G	150	100
MRC-200100G	200	100
MRC-250100G	250	100
MRC-200150G	200	150
MRC-300150G	300	150



MRC Middle Reducer Cover

### RRC Right Hand Reducer Cover


Ordering Code	W1 (mm)	W2 (mm)
RRC-10050G	100	50
RRC-15050G	150	50
RRC-20050G	200	50
RRC-150100G	150	100
RRC-200100G	200	100
RRC-250100G	250	100
RRC-200150G	200	150
RRC-300150G	300	150



RRC Right Hand Reducer Cover

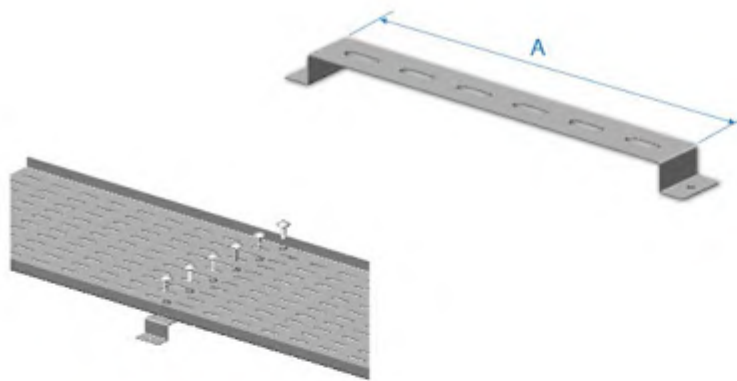
### LRC Left Hand Reducer Cover

Ordering Code	W1 (mm)	W2 (mm)
LRC-10050G	100	50
LRC-15050G	150	50
LRC-20050G	200	50
LRC-150100G	150	100
LRC-200100G	200	100
LRC-250100G	250	100
LRC-200150G	200	150
LRC-300150G	300	150



LRC Left Hand Reducer Cover

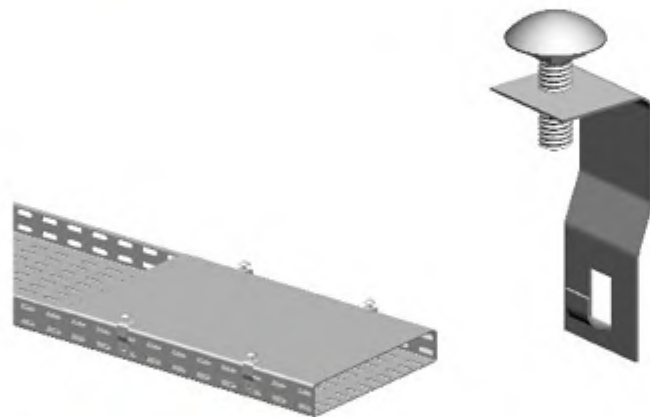




**UFS Under Floor Stand**

### UFS Under Floor Stand


Ordering Code	A (mm)
UFS-50G	50
UFS-100G	100
UFS-150G	150
UFS-200G	200
UFS-250G	250
UFS-300G	300
UFS-450G	450
UFS-600G	600



**B\*\*-CC Cover Clamp**

### B\*\*-CC Cover Clamp

Ordering Code
B**-CC



**SB Straight Bracket**

### SB Straight Bracket

Ordering Code	W (mm)	A (mm)
SB-50	50	150
SB-100	100	200
SB-150	150	250
SB-200	200	300
SB-250	250	350
SB-300	300	400
SB-450	450	550
SB-600	600	700

www.bescatray.com

### ABB Angle Bar Bracket

Ordering Code	W (mm)	A (mm)
ABB-50	50	150
ABB-100	100	200
ABB-150	150	250
ABB-200	200	300
ABB-250	250	350
ABB-300	300	400
ABB-450	450	550
ABB-600	600	700

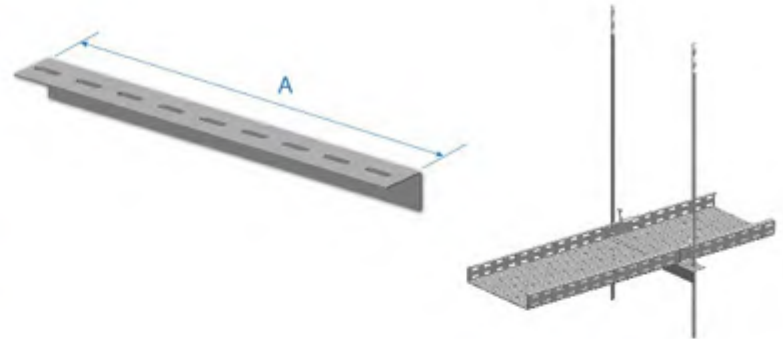
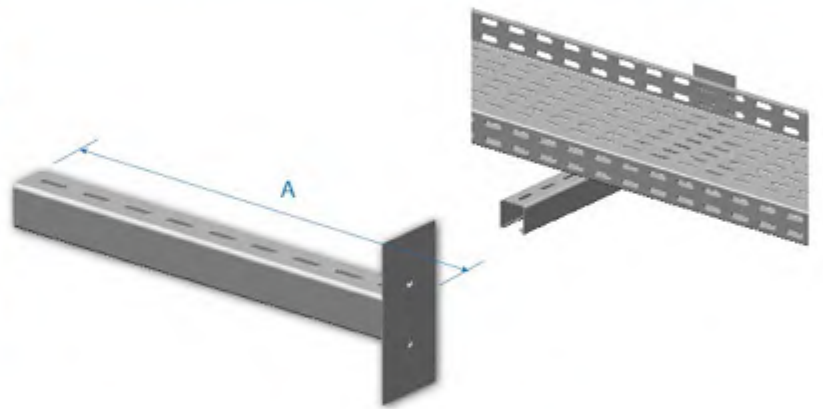


ABB Angle Bar Bracket

### WB Wall Bracket

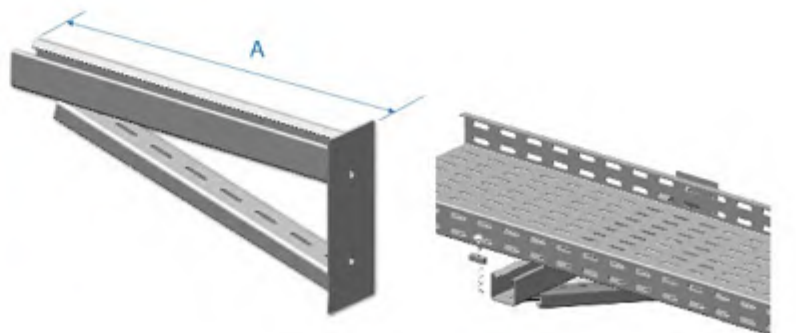
Ordering Code	W (mm)	A (mm)
WB-50	50	100
WB-100	100	150
WB-150	150	200
WB-200	200	250
WB-250	250	300
WB-300	300	350
WB-450	450	500
WB-600	600	650



WB Wall Bracket

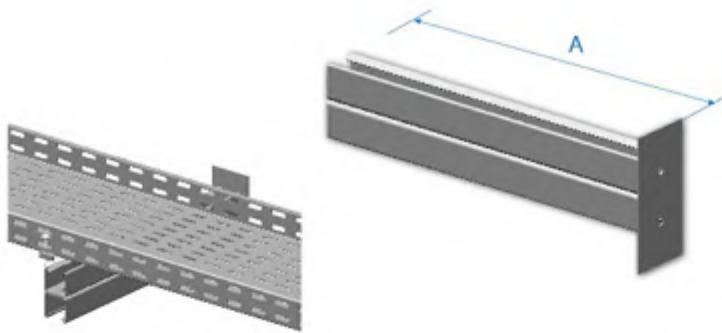
### STB Strengthen Bracket

Ordering Code	W (mm)	A (mm)
STB-50	50	100
STB-100	100	150
STB-150	150	200
STB-200	200	250
STB-250	250	300
STB-300	300	350
STB-450	450	500
STB-600	600	650



STB Strengthen Bracket






### STNB Strengthening Bracket

Ordering Code	W (mm)	A (mm)
STNB-50	50	100
STNB-100	100	150
STNB-150	150	200
STNB-200	200	250
STNB-250	250	300
STNB-300	300	350
STNB-450	450	500
STNB-600	600	650

### STNB Strengthening Bracket



### CB Ceiling Bracket

Ordering Code	A (mm)
CB-100	100
CB-150	150
CB-200	200
CB-250	250
CB-300	300
CB-450	450
CB-600	600
CB-1000	1000

### CB Ceiling Bracket



### SCB Strengthening Ceiling Bracket

Ordering Code	W2 (mm)
SCB-100	100
SCB-150	150
SCB-200	200
SCB-250	250
SCB-300	300
SCB-450	450
SCB-600	600
SCB-1000	1000

### SCB Strengthening Ceiling Bracket



www.bescatray.com



### BESCA Cable Ladder

Cable Ladder of BESCA is an economical wire management system designed to support and protect electrical wires and cables. Cable Ladder is permitted in a variety of indoor and outdoor applications.

BESCA Cable ladder systems can provide significant advantages in cable fill over other wiring methods. This can provide savings in the size or number of raceways required thereby reducing both material and labor costs.

Cable Ladder permits much greater spacing between support hangers than for most other systems, providing savings in support costs and labor installation.

Standard finish of BESCA Perforated Cable Tray as below, customize available. And in varying width and load depth for many applications including primary service entrance, main power feeders, branch wiring, instrument and communications cable.

- H ---- Hot Dip Galvanized
- G ---- Pre-galvanized steel
- S4 --- Stainless Steel SS304
- S6 --- Stainless Steel SS316
- P ---- Powder Coated
- A ---- Aluminium
- FRP -- Fiberglass Reinforced Plastics / GRP

Every piece of Besca Cable Ladder has an average length of 3000 mm, 6000 mm and other length available as per the client requirements. Moreover, BESCA also develop various accessories for our range which are used for support & installation of cables over the Cable Ladders. The accessories are mentioned below:

- Fittings
- Clamps
- Supports

Advantages:

































































- From light to heavy load
- Good lateral stability
- No nasty sharp edges
- Open profiles provide better corrosion protection
- Reduced weight without losing strength

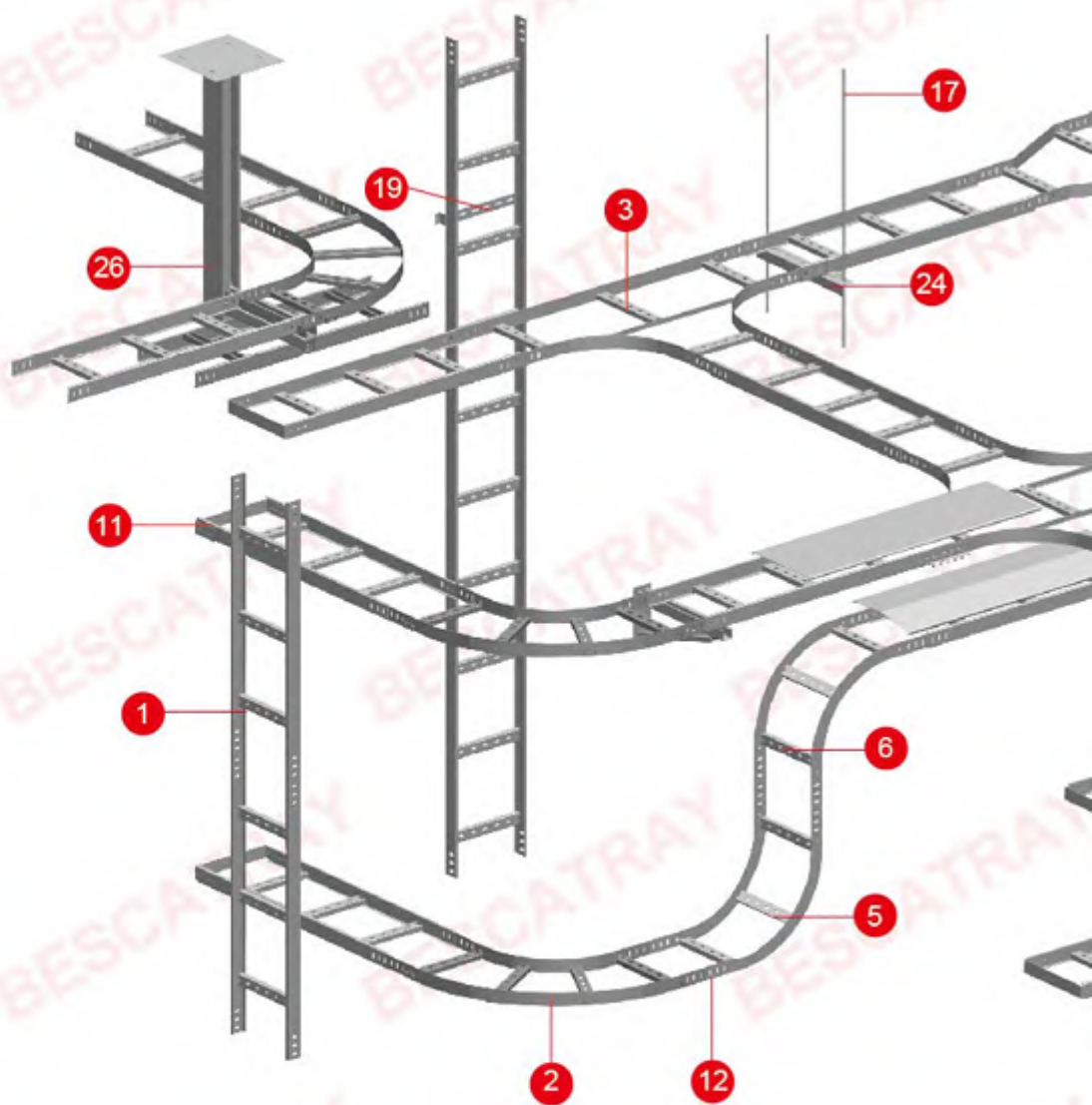
Suffix	Finish
G	Pre-Galvanized / PG / GI
H	Hot Dip Galvanized / HDG
S4	Stainless Steel SS304
S6	Stainless Steel SS316
P	Powder Coated
A	Aluminum

Suffix	Finish
FRP	Fiberglass Reinforced Plastics / GRP
F	Fire Rated
Z	Zinc Plated
E	Electrolytic Polishing
M	Mill / Plain Steel





BL1/2/3 Cable Ladder  P/031	N12B Cable Ladder  P/031	N16A/20B/20C Cable Ladder (Steel)  P/031	BL2-E Elbow 90°  P/032	BL2-T Tee  P/032	BL2-C Cross  P/032	BL2-IR Inside Riser  P/033	BL2-OR Outside Riser  P/033
BL2-MR Middle Reducer  P/033	BL2-RR Right Hand Reducer  P/034	BL2-LR Left Hand Reducer  P/034	BL2-BE Blind End  P/034	BL2-D Divider  P/035	BL2-WAC Width Adjust Coupler  P/035	HAC Height Adjust Coupler  P/035	BL1/2/3-SC N12B/16A/20B/20C Straight Coupler  P/036
BL1/2/3-HAC N12B/16A/20B/20C-HAC Horizontal Adjust Coupler  P/036	BL1/2/3-VAC N12B/16A/20B/20C-VAC Vertical Adjust Coupler  P/036	BL1/2/3-HDB N12B/16A/20B/20C-HDB Hold Down Bracket  P/037	BJ Bonding Jumper  P/037	HDC Hold Down Clamp  P/037	CP Corner Plate  P/037	MCL Marine Cable Ladder  P/038	MCL-E Elbow 90°  P/039
MCL-IR Inside Riser  P/039	MCL-OR Outside Riser  P/039	MCL-SC Splice Connector  P/039	MCL-TB Tee Bracket  P/039	BL4 N20CA Cable Ladder  P/040	BL4/N20CA-E Elbow 90°  P/041	BL4/N20CA-T Tee  P/041	BL4/N20CA-C Cross  P/041
BL4/N20CA-IR Inside Riser  P/041	BL4/N20CA-OR Outside Riser  P/042	BL4/N20CA-MR Middle Reducer  P/042	BL4/N20CA-RR Right Hand Reducer  P/042	BL4/N20CA-LR Left Hand Reducer  P/042	BL4/N20CA-BE Blind End  P/043	BL4/N20CA-WAC Width Adjust Coupler  P/043	BL4/N20CA-D Divider  P/043
BL4/N20CA-SC Straight Coupler  P/043	BL4/N20CA-HAC Horizontal Adjust Coupler  P/043	BL4/N20CA-VAC Vertical Adjust Coupler  P/043	BL4/N20CA-HDB Hold Down Bracket  P/043	HAC Height Adjust Coupler  P/043	BL5/6 Cable Ladder  P/044	BL6-E Elbow 90°  P/045	BL6-T Tee  P/045
BL6-C Cross  P/045	BL6-IR Inside Riser  P/046	BL6-OR Outside Riser  P/046	BL6-MR Middle Reducer  P/046	BL6-RR Right Hand Reducer  P/047	BL6-LR Left Hand Reducer  P/047	BL6-SC Straight Coupler  P/047	BL-FSC Flat Cover  P/048
BL-ENC Elbow 90° Cover  P/048	BL-TC Tee Cover  P/048	BL-CC Cross Cover  P/049	BL-IRC Inside Riser Cover  P/049	BL-ORC Outside Riser Cover  P/049	BL-MRC Middle Reducer Cover  P/050	BL-RRC Right Hand Reducer Cover  P/050	BL-LRC Left Hand Reducer Cover  P/050



- 1 Cable Ladder (BL\*)
- 2 Elbow 90° (BL\*-E)
- 3 Tee (BL\*-T)
- 4 Cross (BL\*-C)
- 5 Inside Riser (BL\*-IR)
- 6 Outside Riser (BL\*-OR)
- 7 Reducer (BL\*-R)

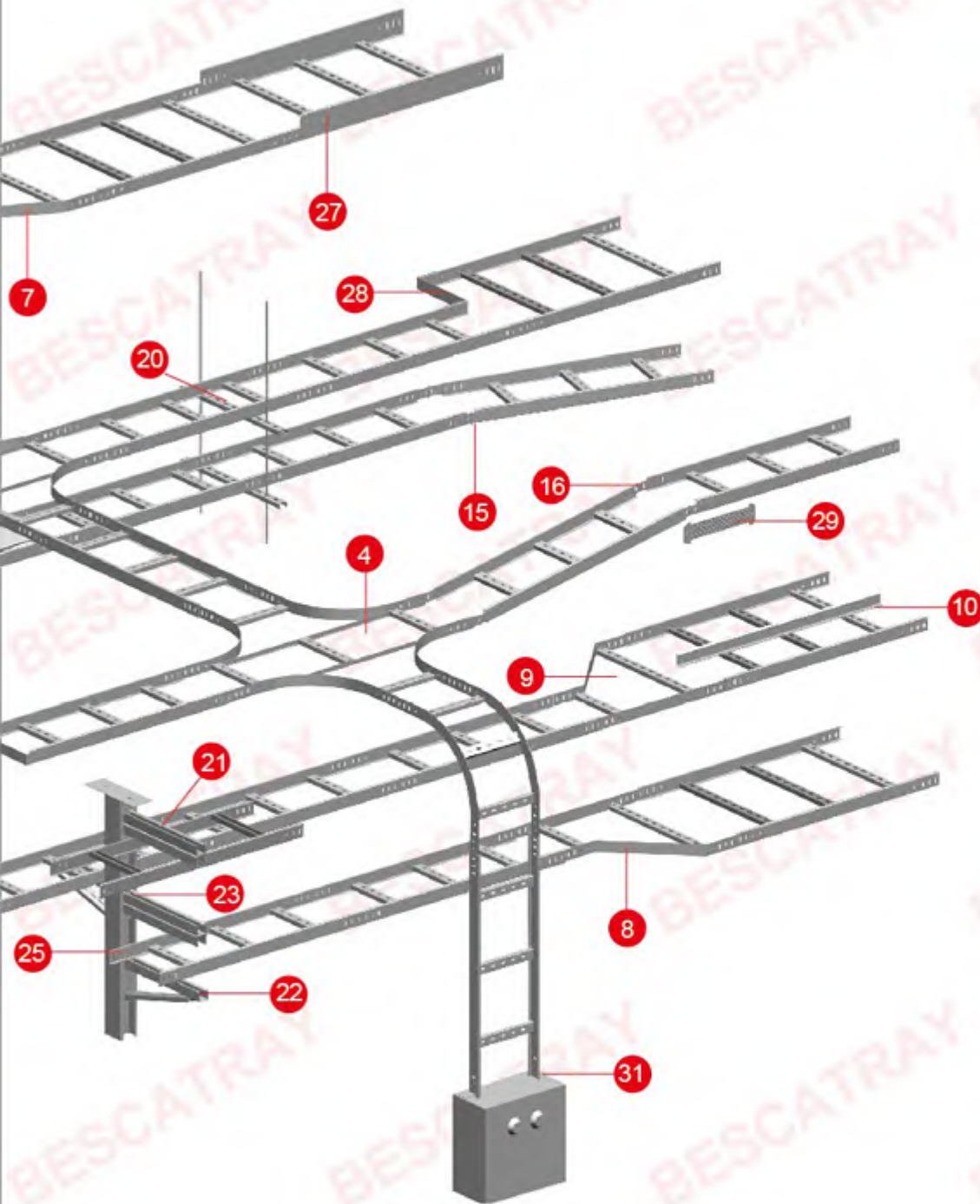
- 8 Right Hand Reducer (BL\*-RR)
- 9 Left Hand Reducer (BL\*-LR)
- 10 Divider (BL\*-D)
- 11 Blind End (BL\*-BE)
- 12 Straight Coupler (BL\*-SC)
- 13 Cover Clamp (BL\*-CLP)
- 14 Hold Down Bracket (BL\*-HDB)

- 15 Horizontal Adjust Coupler (BL\*-HAC)
- 16 Vertical Adjust Coupler (BL\*-VAC)
- 17 Treaded Rod (TR)
- 18 Bolt & Nut (BN)
- 19 Under Floor Stand (UFS)
- 20 Straight Bracket (SB)
- 21 Wall Bracket (WB)






## BESCA Cable Ladder BL Series



- 22 Strengthen Bracket (STB)
- 23 Strengthening Bracket (STNB)
- 24 Angle Bar Bracket (ABB)
- 25 Ceiling Bracket (CB)
- 26 Strengthening Ceiling Bracket (SCB)
- 27 Height Adjust Coupler (HAC)
- 28 Width Adjust Coupler (WAC)

- 29 Bonding Jumper (BJ)
- 30 Hold Down Clamp (HDC)
- 31 Corner Plate (CP)
- 32 Flat Cover (FSC)
- 33 Peak Cover (PSC)
- 34 Elbow 90° Cover (BL-ENC)
- 35 Tee Cover (BL-TC)

- 36 Cross Cover (BL-CC)
- 37 Inside Riser Cover (BL-IRC)
- 38 Outside Riser Cover (BL-ORC)
- 39 Reducer Cover (BL-RC)
- 40 Right Hand Reducer Cover (BL-RRC)
- 41 Left Hand Reducer Cover (BL-LRC)



**BL1/2/3 Cable Ladder**

**BL1/2/3 Cable Ladder**

	Ordering Code	W (mm)	H (mm)	L (mm)
<b>BL1</b>	BL1-100H	100	50	3000
	BL1-150H	150	50	3000
	BL1-200H	200	50	3000
	BL1-250H	250	50	3000
	BL1-300H	300	50	3000
	BL1-450H	450	50	3000
	BL1-600H	600	50	3000
	BL1-900H	900	50	3000

**N12B Cable Ladder**

	Ordering Code	W (mm)	H (mm)	L (mm)
	N12B-150H	150	65	3000
	N12B-300H	300	65	3000
	N12B-450H	450	65	3000
	N12B-600H	600	65	3000

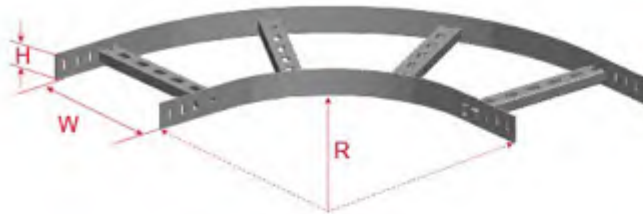
<b>BL2</b>	BL2-100H	100	100	3000
	BL2-150H	150	100	3000
	BL2-200H	200	100	3000
	BL2-250H	250	100	3000
	BL2-300H	300	100	3000
	BL2-450H	450	100	3000
	BL2-600H	600	100	3000
	BL2-900H	900	100	3000

**N16A/20B/20C Cable Ladder (Steel)**

	Ordering Code	W (mm)	H (mm)	L (mm)
<b>N16A</b>	N16A-150H	150	93	3000
	N16A-300H	300	93	3000
	N16A-450H	450	93	3000
	N16A-600H	600	93	3000
<b>N20B</b>	N20B-150H	150	130	3000
	N20B-300H	300	130	3000
	N20B-450H	450	130	3000
	N20B-600H	600	130	3000
<b>N20C</b>	N20C-150H	150	150	3000
	N20C-300H	300	150	3000
	N20C-450H	450	150	3000
	N20C-600H	600	150	3000

<b>BL3</b>	BL3-150H	150	150	3000
	BL3-200H	200	150	3000
	BL3-250H	250	150	3000
	BL3-300H	300	150	3000
	BL3-450H	450	150	3000
	BL3-600H	600	150	3000
	BL3-750H	750	150	3000
	BL3-900H	900	150	3000



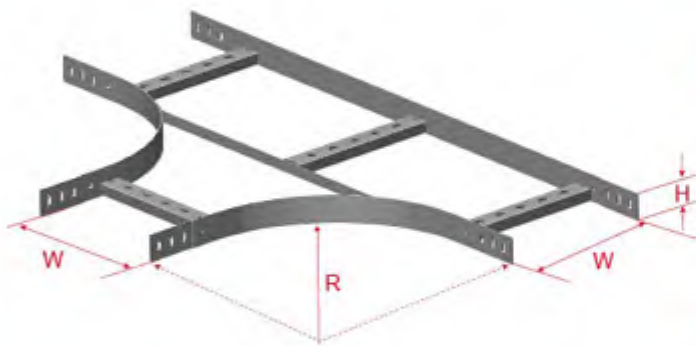


**BL2-E Elbow 90°**

**BL2-E Elbow 90°**

Radius	Ordering Code	W (mm)	H (mm)
300 Radius	BL2-E1503H	150	100
	BL2-E3003H	300	100
	BL2-E4503H	450	100
	BL2-E6003H	600	100
450 Radius	BL2-E1504H	150	100
	BL2-E3004H	300	100
	BL2-E4504H	450	100
	BL2-E6004H	600	100
600 Radius	BL2-E1506H	150	100
	BL2-E3006H	300	100
	BL2-E4506H	450	100
	BL2-E6006H	600	100

◆ Other Height Available




**BL2-T Tee**

**BL2-T Tee**

Radius	Ordering Code	W (mm)	H (mm)
300 Radius	BL2-T1503H	150	100
	BL2-T3003H	300	100
	BL2-T4503H	450	100
	BL2-T6003H	600	100
450 Radius	BL2-T1504H	150	100
	BL2-T3004H	300	100
	BL2-T4504H	450	100
	BL2-T6004H	600	100
600 Radius	BL2-T1506H	150	100
	BL2-T3006H	300	100
	BL2-T4506H	450	100
	BL2-T6006H	600	100

◆ Other Height Available



**BL2-C Cross**

**BL2-C Cross**

Radius	Ordering Code	W (mm)	H (mm)
300 Radius	BL2-C1503H	150	100
	BL2-C3003H	300	100
	BL2-C4503H	450	100
	BL2-C6003H	600	100
450 Radius	BL2-C1504H	150	100
	BL2-C3004H	300	100
	BL2-C4504H	450	100
	BL2-C6004H	600	100
600 Radius	BL2-C1506H	150	100
	BL2-C3006H	300	100
	BL2-C4506H	450	100
	BL2-C6006H	600	100

◆ Other Height Available

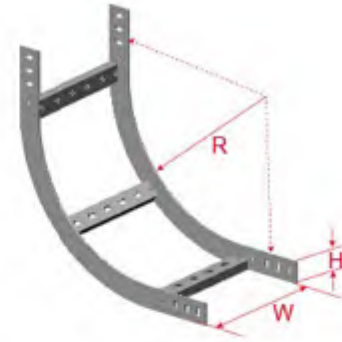


www.bescatray.com

### BL2-IR Inside Riser

Radius	Ordering Code	W (mm)	H (mm)
300 Radius	BL2-IR1503H	150	100
	BL2-IR3003H	300	100
	BL2-IR4503H	450	100
	BL2-IR6003H	600	100
450 Radius	BL2-IR1504H	150	100
	BL2-IR3004H	300	100
	BL2-IR4504H	450	100
	BL2-IR6004H	600	100
600 Radius	BL2-IR1506H	150	100
	BL2-IR3006H	300	100
	BL2-IR4506H	450	100
	BL2-IR6006H	600	100

◆ Other Height Available

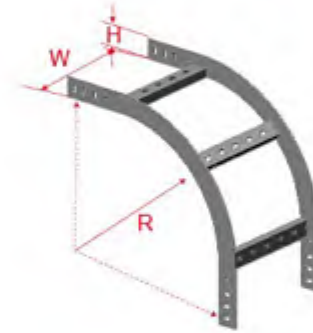


BL2-IR Inside Riser

### BL2-OR Outside Riser

Radius	Ordering Code	W (mm)	H (mm)
300 Radius	BL2-OR1503H	150	100
	BL2-OR3003H	300	100
	BL2-OR4503H	450	100
	BL2-OR6003H	600	100
450 Radius	BL2-OR1504H	150	100
	BL2-OR3004H	300	100
	BL2-OR4504H	450	100
	BL2-OR6004H	600	100
600 Radius	BL2-OR1506H	150	100
	BL2-OR3006H	300	100
	BL2-OR4506H	450	100
	BL2-OR6006H	600	100

◆ Other Height Available




BL2-OR Outside Riser

### BL2-MR Middle Reducer

Ordering Code	W1 (mm)	W2 (mm)	H (mm)
BL2-MR-600450H	600	450	100
BL2-MR-600300H	600	300	100
BL2-MR-600150H	600	150	100
BL2-MR-450300H	450	300	100
BL2-MR-450150H	450	150	100
BL2-MR-300150H	300	150	100

◆ Other Height Available



BL2-MR Middle Reducer






**BL2-RR Right Hand Reducer**

**BL2-RR Right Hand Reducer**

Ordering Code	W1 (mm)	W2 (mm)	H (mm)
BL2-RR-600450H	600	450	100
BL2-RR-600300H	600	300	100
BL2-RR-600150H	600	150	100
BL2-RR-450300H	450	300	100
BL2-RR-450150H	450	150	100
BL2-RR-300150H	300	150	100

◆ Other Height Available

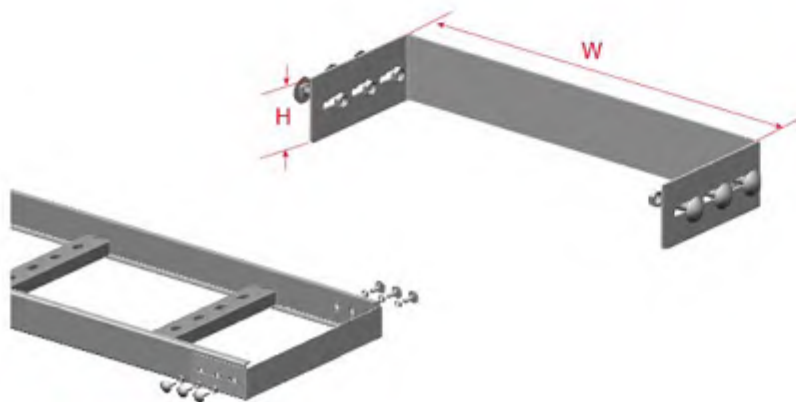


**BL2-LR Left Hand Reducer**

**BL2-LR Left Hand Reducer**

Ordering Code	W1 (mm)	W2 (mm)	H (mm)
BL2-LR-600450H	600	450	100
BL2-LR-600300H	600	300	100
BL2-LR-600150H	600	150	100
BL2-LR-450300H	450	300	100
BL2-LR-450150H	450	150	100
BL2-LR-300150H	300	150	100

◆ Other Height Available



**BL2-BE Blind End**

**BL2-BE Blind End**

Ordering Code	W (mm)	H (mm)
BL2-BE150H	150	100
BL2-BE300H	300	100
BL2-BE450H	450	100
BL2-BE600H	600	100

◆ Other Height Available

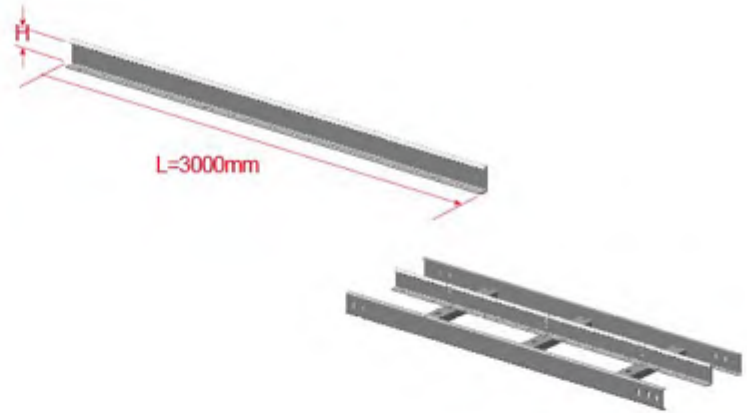


www.bescatray.com

### BL2-D Divider

Ordering Code	H (mm)	L (mm)
BL1-DH	50	3000
BL2-DH	100	3000
BL3-DH	150	3000
N12B-DH	65	3000
N16A-DH	93	3000
N20B-DH	130	3000
N20C-DH	150	3000

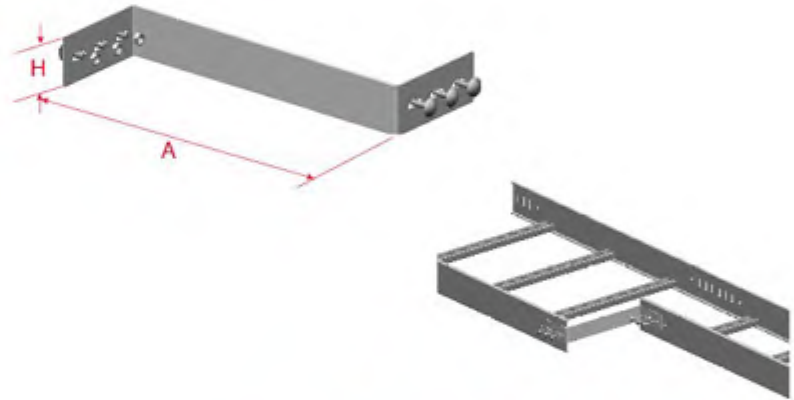
◆ Other Height Available



BL2-D Divider

### BL2-WAC Width Adjust Coupler

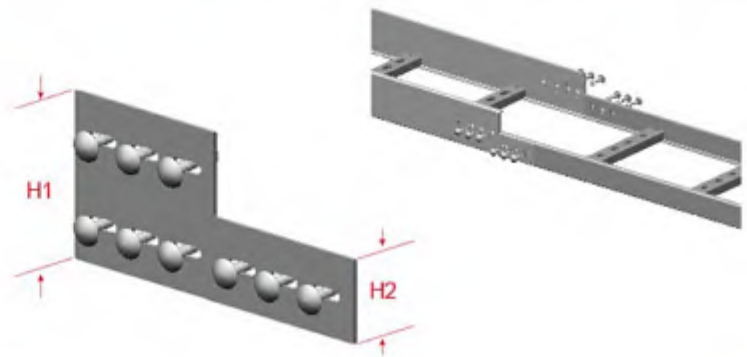
Ordering Code	A (mm)	H (mm)
BL2-WAC050H	50	100
BL2-WAC100H	100	100
BL2-WAC150H	150	100
BL2-WAC200H	200	100



BL2-WAC Width Adjust Coupler


### HAC Height Adjust Coupler

Ordering Code	H1 (mm)	H2 (mm)
HAC1513H	150	130
HAC1510H	150	100
HAC1310H	130	100
HAC1309H	130	93
HAC1009H	100	93
HAC1006H	100	65
HAC0906H	93	65
HAC0905H	93	50
HAC0605H	65	50



HAC Height Adjust Coupler






BL1/2/3-SC N12B/16A/20B/20C-SC Straight Coupler

**BL1/2/3-SC N12B/16A/20B/20C-SC  
Straight Coupler**

Ordering Code	H (mm)
BL1-SC	50
BL2-SC	100
BL3-SC	150
N12B-SC	65
N16A-SC	93
N20B-SC	130
N20C-SC	150



BL1/2/3-HAC N12B/16A/20B/20C-HAC Horizontal Adjust Coupler

**BL1/2/3-HAC N12B/16A/20B/20C-HAC  
Horizontal Adjust Coupler**


Ordering Code	H (mm)
BL1-HAC	50
BL2-HAC	100
BL3-HAC	150
N12B-HAC	65
N16A-HAC	93
N20B-HAC	130
N20C-HAC	150



BL1/2/3-VAC N12B/16A/20B/20C-VAC Vertical Adjust Coupler

**BL1/2/3-VAC N12B/16A/20B/20C-VAC  
Vertical Adjust Coupler**


Ordering Code	H (mm)
BL1-VAC	50
BL2-VAC	100
BL3-VAC	150
N12B-VAC	65
N16A-VAC	93
N20B-VAC	130
N20C-VAC	150



www.bescatray.com

### BL1/2/3-HDB N12B/16A/20B/20C-HDB Hold Down Bracket


Ordering Code	H (mm)
BL1-HDB	50
BL2-HDB	100
BL3-HDB	150
N12B-HDB	65
N16A-HDB	93
N20B-HDB	130
N20C-HDB	150



BL1/2/3-HDB N12B/16A/20B/20C-HDB  
Hold Down Bracket

### BJ Bonding Jumper

Ordering Code
BJ



BJ Bonding Jumper

### HDC Hold Down Clamp

Ordering Code
HDC



HDC Hold Down Clamp

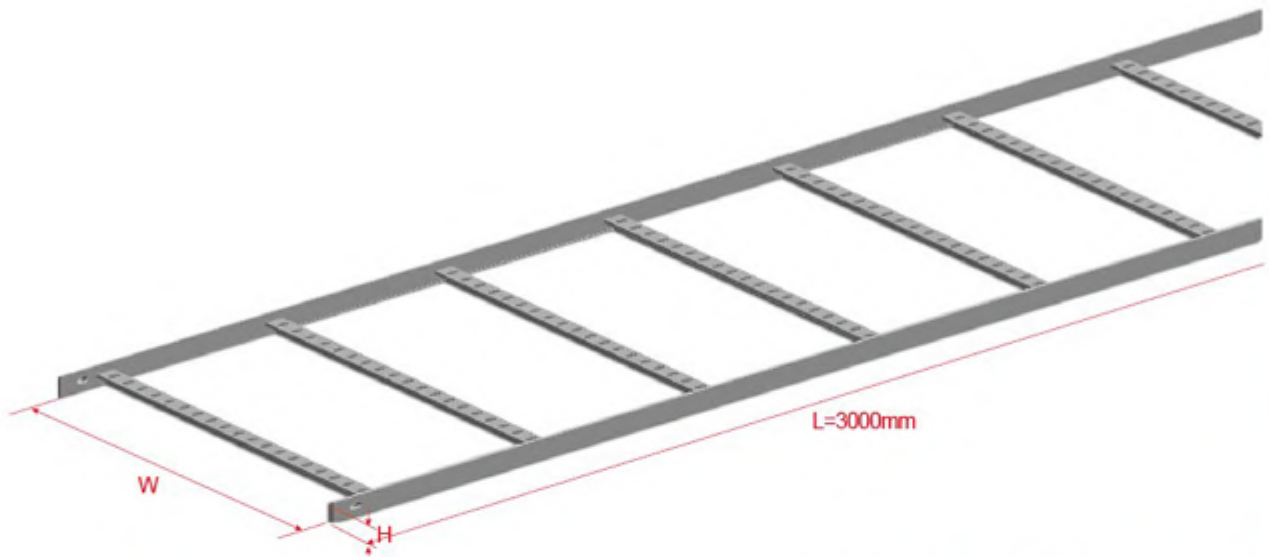
### CP Corner Plate

Ordering Code
CP



CP Corner Plate





**MCL Marine Cable Ladder**

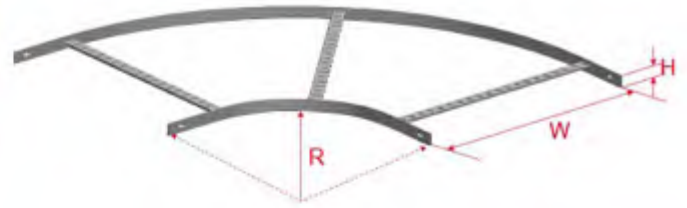
**MCL Marine Cable Ladder**

Ordering Code	W (mm)	H (mm)	L (mm)
MCL-100H	100	40	3000
MCL-150H	150	40	3000
MCL-200H	200	40	3000
MCL-250H	250	40	3000
MCL-300H	300	40	3000
MCL-450H	450	40	3000
MCL-600H	600	40	3000
MCL-900H	900	40	3000

www.bescatray.com

### MCL-E Elbow 90°

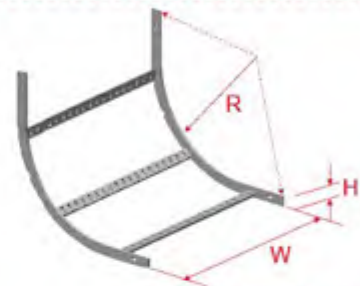
Radius	Ordering Code	W (mm)	H (mm)
450 Radius	MCL-E1504H	150	40
	MCL-E3004H	300	40
	MCL-E4504H	450	40
	MCL-E6004H	600	40



### MCL-E Elbow 90°

### MCL-IR Inside Riser

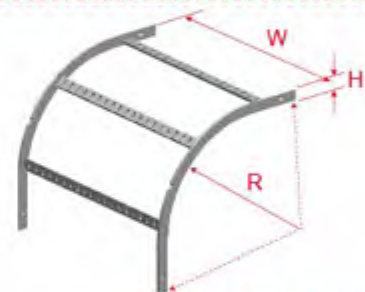
Radius	Ordering Code	W (mm)	H (mm)
450 Radius	MCL-IR1504H	150	40
	MCL-IR3004H	300	40
	MCL-IR4504H	450	40
	MCL-IR6004H	600	40



### MCL-IR Inside Riser

### MCL-OR Outside Riser

Radius	Ordering Code	W (mm)	H (mm)
450 Radius	MCL-OR1504H	150	40
	MCL-OR3004H	300	40
	MCL-OR4504H	450	40
	MCL-OR6004H	600	40



### MCL-OR Outside Riser

### MCL-SC Splice Connector

Ordering Code	H (mm)
MCL-SC	40



### MCL-SC Splice Connector

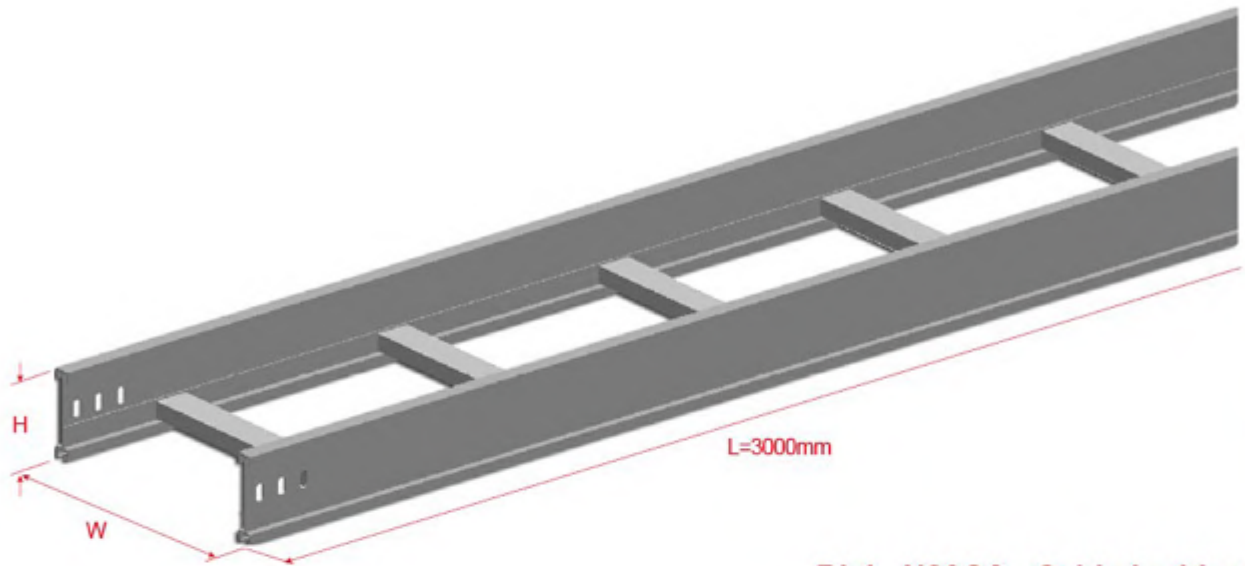
### MCL-TB Tee Bracket

Ordering Code
MCL-TB



### MCL-TB Tee Bracket





**BL4 N20CA Cable Ladder**

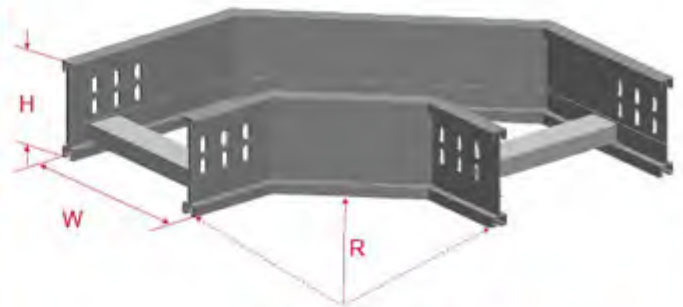
**BL4 N20CA Cable Ladder**

Ordering Code	W (mm)	H (mm)	L (mm)
BL4-150H	150	100	3000
BL4-200H	200	100	3000
BL4-250H	250	100	3000
BL4-300H	300	100	3000
BL4-450H	450	100	3000
BL4-600H	600	100	3000
BL4-900H	900	100	3000

www.bescatray.com

### BL4/N20CA-E Elbow 90°

Radius	Ordering Code	W (mm)	H (mm)
300 Radius	N20CA-E1503	150	150
	N20CA-E3003	300	150
	N20CA-E4503	450	150
	N20CA-E6003	600	150
450 Radius	N20CA-E1504	150	150
	N20CA-E3004	300	150
	N20CA-E4504	450	150
	N20CA-E6004	600	150
600 Radius	N20CA-E1506	150	150
	N20CA-E3006	300	150
	N20CA-E4506	450	150
	N20CA-E6006	600	150



BL4/N20CA-E Elbow 90°

### BL4/N20CA-T Tee

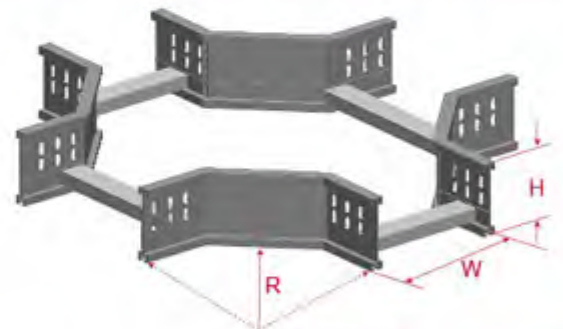
Radius	Ordering Code	W (mm)	H (mm)
300 Radius	N20CA-T1503	150	150
	N20CA-T3003	300	150
	N20CA-T4503	450	150
	N20CA-T6003	600	150
450 Radius	N20CA-T1504	150	150
	N20CA-T3004	300	150
	N20CA-T4504	450	150
	N20CA-T6004	600	150
600 Radius	N20CA-T1506	150	150
	N20CA-T3006	300	150
	N20CA-T4506	450	150
	N20CA-T6006	600	150



BL4/N20CA-T Tee

### BL4/N20CA-C Cross

Radius	Ordering Code	W (mm)	H (mm)
300 Radius	N20CA-C1503	150	150
	N20CA-C3003	300	150
	N20CA-C4503	450	150
	N20CA-C6003	600	150
450 Radius	N20CA-C1504	150	150
	N20CA-C3004	300	150
	N20CA-C4504	450	150
	N20CA-C6004	600	150
600 Radius	N20CA-C1506	150	150
	N20CA-C3006	300	150
	N20CA-C4506	450	150
	N20CA-C6006	600	150



BL4/N20CA-C Cross

### BL4/N20CA-IR Inside Riser

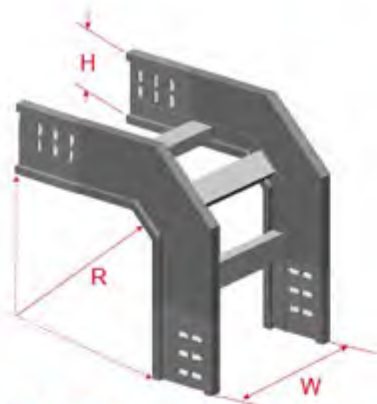
Radius	Ordering Code	W (mm)	H (mm)
300 Radius	N20CA-IR1503	150	150
	N20CA-IR3003	300	150
	N20CA-IR4503	450	150
	N20CA-IR6003	600	150
450 Radius	N20CA-IR1504	150	150
	N20CA-IR3004	300	150
	N20CA-IR4504	450	150
	N20CA-IR6004	600	150
600 Radius	N20CA-IR1506	150	150
	N20CA-IR3006	300	150
	N20CA-IR4506	450	150
	N20CA-IR6006	600	150



BL4/N20CA-IR Inside Riser

www.bescatray.com

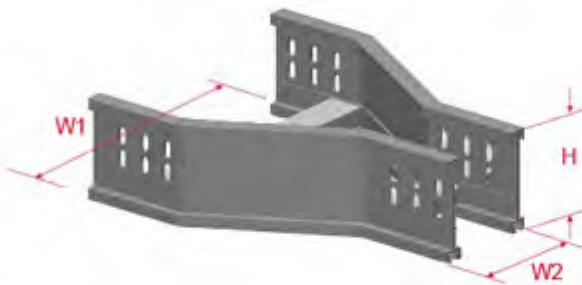




**BL4/N20CA-OR Outside Riser**

**BL4/N20CA-OR Outside Riser**

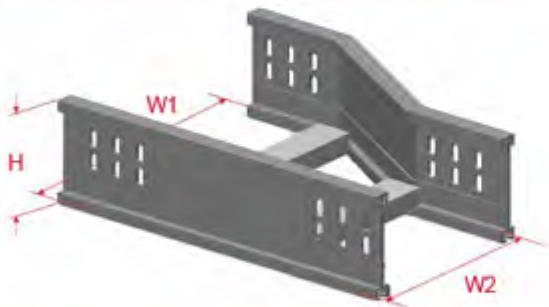
Radius	Ordering Code	W (mm)	H (mm)
<b>300 Radius</b>	N20CA-OR1503	150	150
	N20CA-OR3003	300	150
	N20CA-OR4503	450	150
	N20CA-OR6003	600	150
<b>450 Radius</b>	N20CA-OR1504	150	150
	N20CA-OR3004	300	150
	N20CA-OR4504	450	150
	N20CA-OR6004	600	150
<b>600 Radius</b>	N20CA-OR1506	150	150
	N20CA-OR3006	300	150
	N20CA-OR4506	450	150
	N20CA-OR6006	600	150



**BL4/N20CA-MR Middle Reducer**

**BL4/N20CA-MR Middle Reducer**


Ordering Code	W1 (mm)	W2 (mm)	H (mm)
N20CA-MR-600450	600	450	150
N20CA-MR-600300	600	300	150
N20CA-MR-600150	600	150	150
N20CA-MR-450300	450	300	150
N20CA-MR-450150	450	150	150
N20CA-MR-300150	300	150	150



**BL4/N20CA-RR Right Hand Reducer**

**BL4/N20CA-RR Right Hand Reducer**

Ordering Code	W1 (mm)	W2 (mm)	H (mm)
N20CA-RR-600450	600	450	150
N20CA-RR-600300	600	300	150
N20CA-RR-600150	600	150	150
N20CA-RR-450300	450	300	150
N20CA-RR-450150	450	150	150
N20CA-RR-300150	300	150	150



**BL4/N20CA-LR Left Hand Reducer**

**BL4/N20CA-LR Left Hand Reducer**

Ordering Code	W1 (mm)	W2 (mm)	H (mm)
N20CA-LR-600450	600	450	150
N20CA-LR-600300	600	300	150
N20CA-LR-600150	600	150	150
N20CA-LR-450300	450	300	150
N20CA-LR-450150	450	150	150
N20CA-LR-300150	300	150	150



www.bescatray.com

### BL4/N20CA-BE Blind End

Ordering Code	W (mm)	H (mm)
N20CA-BE150	150	150
N20CA-BE300	300	150
N20CA-BE450	450	150
N20CA-BE600	600	150




### BL4/N20CA-WAC Width Adjust Coupler

Ordering Code	A (mm)	H (mm)
N20CA-WAC050	50	150
N20CA-WAC100	100	150
N20CA-WAC150	150	150
N20CA-WAC200	200	150



### BL4/N20CA-D Divider

Ordering Code	H (mm)	L (mm)
BL4-D	100	3000
N20CA-D	150	3000



### BL4/N20CA-SC Straight Coupler

Ordering Code	H (mm)
BL4-SC	100
N20CA-SC	150



### BL4/N20CA-HAC Horizontal Adjust Coupler

Ordering Code	H (mm)
BL4-HAC	100
N20CA-HAC	150



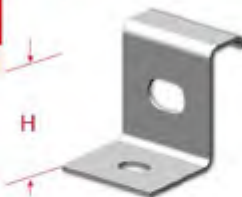
### BL4/N20CA-VAC Vertical Adjust Coupler

Ordering Code	H (mm)
BL4-VAC	100
N20CA-VAC	150



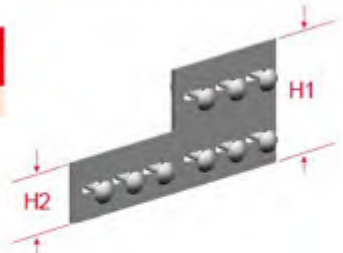
### BL4/N20CA-HDB Hold Down Bracket

Ordering Code	H (mm)
BL4-HDB	100
N20CA-HDB	150




### HAC Height Adjust Coupler

Ordering Code	H1 (mm)	H2 (mm)
HAC1510A	150	100







**BL5/6 Cable Ladder**

**BL5/6 Cable Ladder**

Ordering Code	W (mm)	H (mm)	L (mm)
BL5-200	200	100	3000
BL5-300	300	100	3000
BL5-400	400	100	3000
BL5-500	500	100	3000
BL5-600	600	100	3000
BL5-800	800	100	3000
BL6-200	200	150	3000
BL6-300	300	150	3000
BL6-400	400	150	3000
BL6-500	500	150	3000
BL6-600	600	150	3000
BL6-800	800	150	3000

www.bescatray.com

### BL6-E Elbow 90°

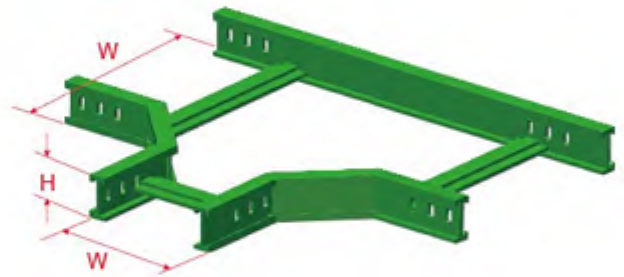
Ordering Code	W (mm)	H (mm)
BL6-E200	200	150
BL6-E300	300	150
BL6-E400	400	150
BL6-E500	500	150
BL6-E600	600	150
BL6-E800	800	150



BL6-E Elbow 90°

### BL6-T Tee


Ordering Code	W (mm)	H (mm)
BL6-T200	200	150
BL6-T300	300	150
BL6-T400	400	150
BL6-T500	500	150
BL6-T600	600	150
BL6-T800	800	150



BL6-T Tee

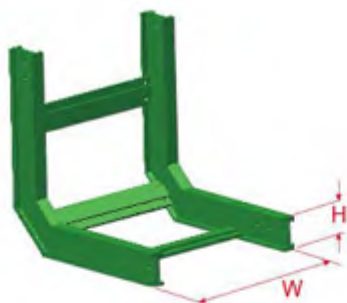
### BL6-C Cross

Ordering Code	W (mm)	H (mm)
BL6-C200	200	150
BL6-C300	300	150
BL6-C400	400	150
BL6-C500	500	150
BL6-C600	600	150
BL6-C800	800	150



BL6-C Cross





### BL6-IR Inside Riser

Ordering Code	W (mm)	H (mm)
BL6-IR200	200	150
BL6-IR300	300	150
BL6-IR400	400	150
BL6-IR500	500	150
BL6-IR600	600	150
BL6-IR800	800	150

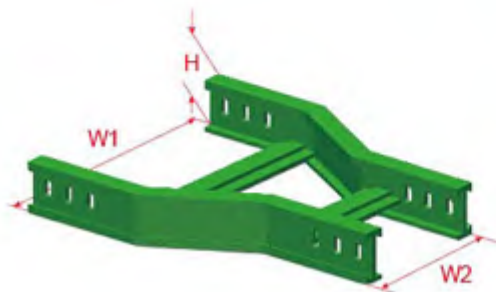
### BL6-IR Inside Riser



### BL6-OR Outside Riser

Ordering Code	W (mm)	H (mm)
BL6-OR200	200	150
BL6-OR300	300	150
BL6-OR400	400	150
BL6-OR500	500	150
BL6-OR600	600	150
BL6-OR800	800	150

### BL6-OR Outside Riser



### BL6-MR Middle Reducer

Ordering Code	W1 (mm)	W2 (mm)	H (mm)
BL6-MR-800600	800	600	150
BL6-MR-800400	800	400	150
BL6-MR-600500	600	500	150
BL6-MR-600400	600	400	150
BL6-MR-500400	500	400	150
BL6-MR-500300	500	300	150
BL6-MR-400300	400	300	150
BL6-MR-400200	400	200	150

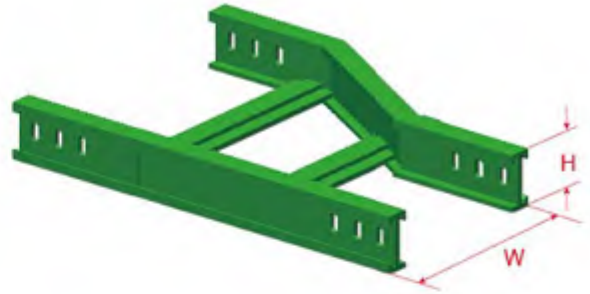
### BL6-MR Middle Reducer



www.bescatray.com

### BL6-RR Right Hand Reducer

Ordering Code	W1 (mm)	W2 (mm)	H (mm)
BL6-RR-800600	800	600	150
BL6-RR-800400	800	400	150
BL6-RR-600500	600	500	150
BL6-RR-600400	600	400	150
BL6-RR-500400	500	400	150
BL6-RR-500300	500	300	150
BL6-RR-400300	400	300	150
BL6-RR-400200	400	200	150



BL6-RR Right Hand Reducer

### BL6-LR Left Hand Reducer


Ordering Code	W1 (mm)	W2 (mm)	H (mm)
BL6-LR-800600	800	600	150
BL6-LR-800400	800	400	150
BL6-LR-600500	600	500	150
BL6-LR-600400	600	400	150
BL6-LR-500400	500	400	150
BL6-LR-500300	500	300	150
BL6-LR-400300	400	300	150
BL6-LR-400200	400	200	150



BL6-LR Left Hand Reducer

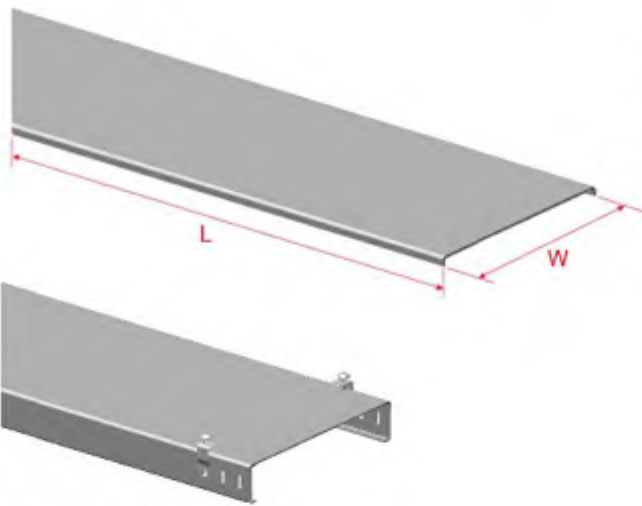
### BL5/6-SC Straight Coupler

Ordering Code	H (mm)
BL5-SC	100
BL6-SC	150



BL5/6-SC Straight Coupler



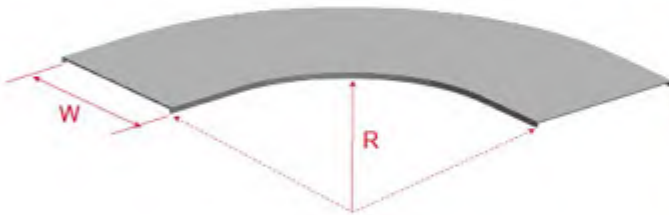


### BL-FSC Flat Cover

Ordering Code	W (mm)	H (mm)	L (mm)
BL-FSC100H	100	12	3000
BL-FSC150H	150	12	3000
BL-FSC200H	200	12	3000
BL-FSC250H	250	12	3000
BL-FSC300H	300	12	3000
BL-FSC450H	450	12	3000
BL-FSC600H	600	12	3000
BL-FSC900H	900	12	3000

### BL-FSC Flat Cover

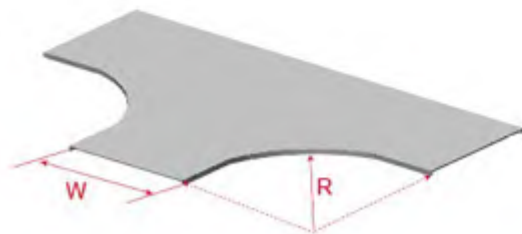
### BL-ENC Elbow 90° Cover



Radius	Ordering Code	W (mm)
300 Radius	BL-ENC1503H	150
	BL-ENC3003H	300
	BL-ENC4503H	450
	BL-ENC6003H	600
450 Radius	BL-ENC1504H	150
	BL-ENC3004H	300
	BL-ENC4504H	450
	BL-ENC6004H	600
600 Radius	BL-ENC1506H	150
	BL-ENC3006H	300
	BL-ENC4506H	450
	BL-ENC6006H	600


### BL-ENC Elbow 90° Cover

### BL-TC Tee Cover



Radius	Ordering Code	W (mm)
300 Radius	BL-TC1503H	150
	BL-TC3003H	300
	BL-TC4503H	450
	BL-TC6003H	600
450 Radius	BL-TC1504H	150
	BL-TC3004H	300
	BL-TC4504H	450
	BL-TC6004H	600
600 Radius	BL-TC1506H	150
	BL-TC3006H	300
	BL-TC4506H	450
	BL-TC6006H	600

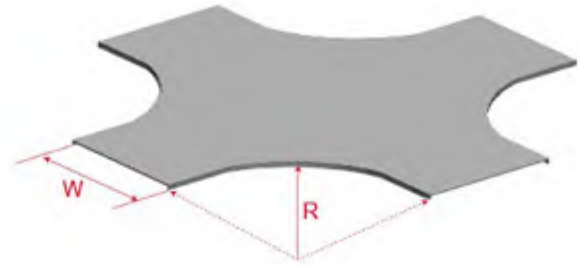
### BL-TC Tee Cover



www.bescatray.com

### BL-CC Cross Cover

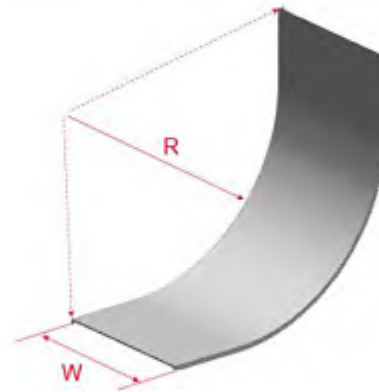
Radius	Ordering Code	W (mm)
300 Radius	BL-CC1503H	150
	BL-CC3003H	300
	BL-CC4503H	450
	BL-CC6003H	600
450 Radius	BL-CC1504H	150
	BL-CC3004H	300
	BL-CC4504H	450
	BL-CC6004H	600
600 Radius	BL-CC1506H	150
	BL-CC3006H	300
	BL-CC4506H	450
	BL-CC6006H	600



BL-CC Cross Cover

### BL-IRC Inside Riser Cover

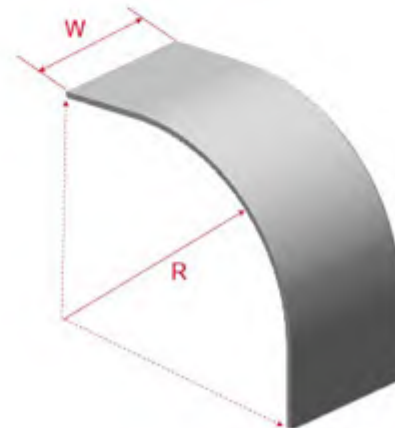
Radius	Ordering Code	W (mm)
300 Radius	BL-IRC1503H	150
	BL-IRC3003H	300
	BL-IRC4503H	450
	BL-IRC6003H	600
450 Radius	BL-IRC1504H	150
	BL-IRC3004H	300
	BL-IRC4504H	450
	BL-IRC6004H	600
600 Radius	BL-IRC1506H	150
	BL-IRC3006H	300
	BL-IRC4506H	450
	BL-IRC6006H	600



BL-IRC Inside Riser Cover

### BL-ORC Outside Riser Cover

Radius	Ordering Code	W (mm)
300 Radius	BL-ORC1503H	150
	BL-ORC3003H	300
	BL-ORC4503H	450
	BL-ORC6003H	600
450 Radius	BL-ORC1504H	150
	BL-ORC3004H	300
	BL-ORC4504H	450
	BL-ORC6004H	600
600 Radius	BL-ORC1506H	150
	BL-ORC3006H	300
	BL-ORC4506H	450
	BL-ORC6006H	600




BL-ORC Outside Riser Cover





### BL-MRC Middle Reducer Cover

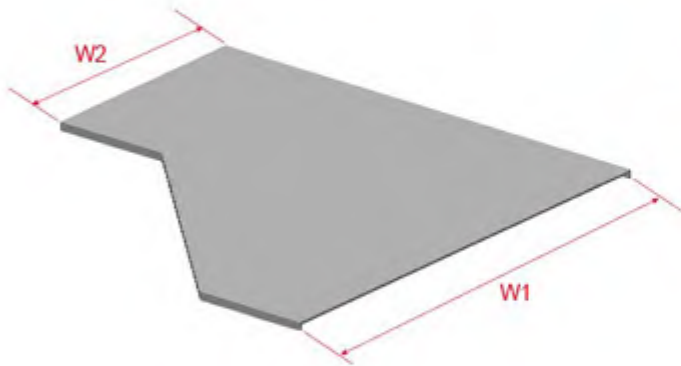
Ordering Code	W1 (mm)	W2 (mm)
BL-MRC600450H	600	450
BL-MRC600300H	600	300
BL-MRC600150H	600	150
BL-MRC450300H	450	300
BL-MRC450150H	450	150
BL-MRC300150H	300	150



### BL-MRC Middle Reducer Cover

### BL-RRC Right Hand Reducer Cover

Ordering Code	W1 (mm)	W2 (mm)
BL-RRC600450H	600	450
BL-RRC600300H	600	300
BL-RRC600150H	600	150
BL-RRC450300H	450	300
BL-RRC450150H	450	150
BL-RRC300150H	300	150



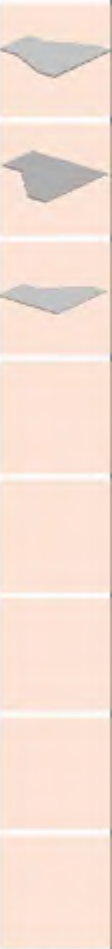
### BL-RRC Right Hand Reducer Cover

### BL-LRC Left Hand Reducer Cover

Ordering Code	W1 (mm)	W2 (mm)
BL-LRC600450H	600	450
BL-LRC600300H	600	300
BL-LRC600150H	600	150
BL-LRC450300H	450	300
BL-LRC450150H	450	150
BL-LRC300150H	300	150



### BL-LRC Left Hand Reducer Cover



www.bescatray.com



### Besca Wire Mesh Cable Tray:

Besca Wire Mesh Cable Tray systems are produced from ASTM A510 high strength steel wires. A fully automated welding process produces continuous wire mesh, which is formed into our Wire Mesh Cable Tray system. The standard 2" x 4" (50x100 mm) wire mesh pattern is designed for maximum flexibility, allowing for easy field cutting, bending, assembly and convenient cable drop outs.

Besca Wire Mesh Cable Tray provides premium performance in commercial and light industrial applications. Besca Wire Mesh Cable Tray is complimented with all the accessories you need. Straight and waved edge can be choosed by customer.

Standard finish of BESCA Wire Mesh Cable Tray as below, customize available:

- **Z** ----- Zinc Plated
- **H** ----- Hot Dip Galvanized
- **S4** --- Stainless Steel SS304
- **S6** --- Stainless Steel SS316

Advantages:

- Light weight, heavy load
- Strong, versatile
- Easy to install and maintain

Every piece of Besca Wire Mesh Cable Tray has an average length of 3000 mm, other length available as per the client requirements.

With no need for separate bends, risers, tees and crosses, Besca Wire Mesh Cable Tray lengths can be fabricated to suit the application on site.

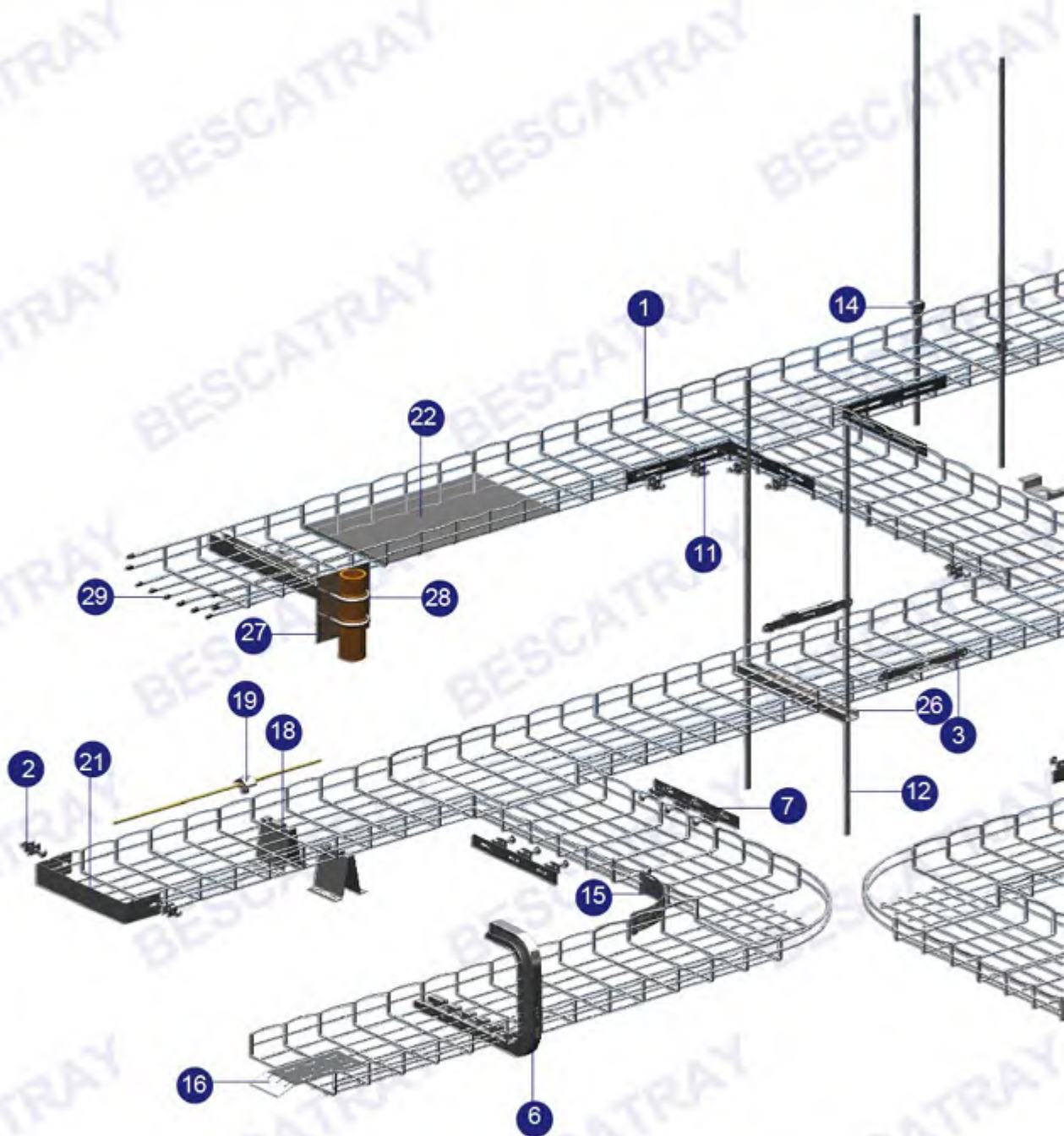
Suffix	Finish
<b>Z</b>	Zinc Plated
<b>H</b>	Hot Dip Galvanized / HDG
<b>S4</b>	Stainless Steel SS304
<b>S6</b>	Stainless Steel SS316

Suffix	Finish
<b>P</b>	Powder Coated
<b>M</b>	Mill / Plain Steel





<p>BM2 Wire Mesh Cable Tray</p>  <p>P/055</p>	<p>BM5 Wire Mesh Cable Tray</p>  <p>P/056</p>	<p>BM-SB Straight Bracket</p>  <p>P/057</p>	<p>BM-SWB Strengthen Wall Bracket</p>  <p>P/057</p>	<p>BM-LB L Bracket</p>  <p>P/057</p>
<p>BM-UB U Bracket</p>  <p>P/057</p>	<p>WB4CA Connector Assembly</p>  <p>P/058</p>	<p>WB-TLC Faster Connector</p>  <p>P/058</p>	<p>BM-SBS Splice Bar (Short)</p>  <p>P/058</p>	<p>BM-SBL Splice Bar (Long)</p>  <p>P/058</p>
<p>BM-TSB Tee Splice Bar</p>  <p>P/059</p>	<p>BM-HDP Hold Down Plate</p>  <p>P/059</p>	<p>BM-WB Wall Bracket</p>  <p>P/059</p>	<p>BM-OHL Overhead Hanger Clip</p>  <p>P/059</p>	<p>BM-DO Drop-out</p>  <p>P/060</p>
<p>BM*-B Barriers</p>  <p>P/060</p>	<p>BM*-BE Blind End</p>  <p>P/060</p>	<p>BM-UFS Under Floor Stand</p>  <p>P/060</p>	<p>BM-GC Grounding Clamp</p>  <p>P/061</p>	<p>BM-CC Conduit Connector</p>  <p>P/061</p>
<p>BM-P Pan</p>  <p>P/061</p>	<p>HDHS Heavy Duty Hang Support Kit</p>  <p>P/061</p>	<p>UFSB Under Floor Support Bracket</p>  <p>P/061</p>	<p>BM-C Cover</p>  <p>P/062</p>	<p>BM-ABC Angular Bolt Cutter</p>  <p>P/062</p>
<p>BM-FL Fastlock</p>  <p>P/062</p>	<p>UB U-Bolts</p>  <p>P/062</p>	<p>BMRC Rubber Cap</p>  <p>P/062</p>		



- 1 Wire Mesh Cable Tray Straight (BM\*)
- 2 Connector Assembly (WB4CA)
- 3 Faster Connector (WB-TLC)
- 4 Straight Bracket (BM-SB)
- 5 L Bracket (BM-LB)
- 6 U Bracket (BM-UB)

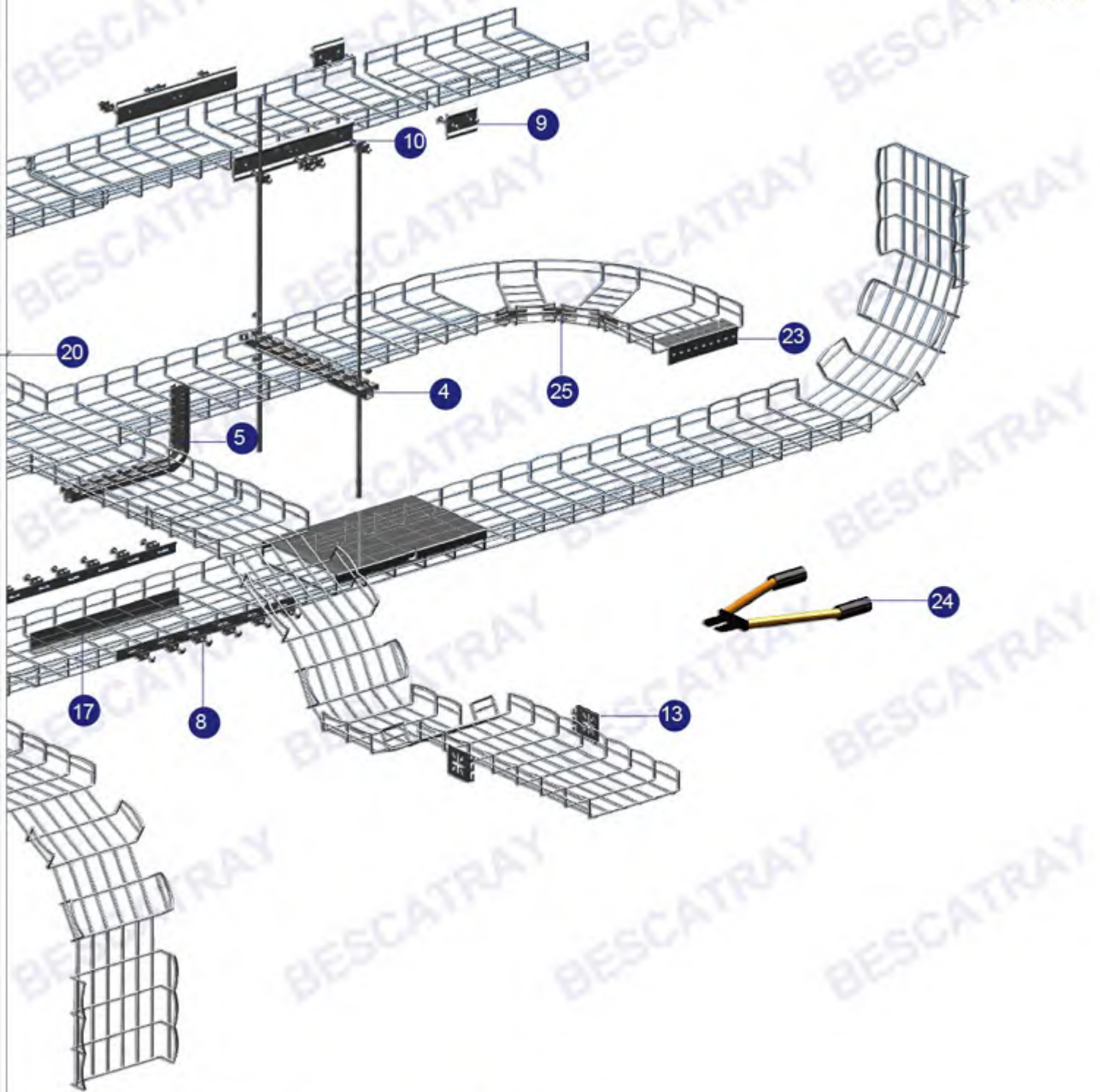
- 7 Splice Bar (Short) (BM-SBS)
- 8 Splice Bar (Long) (BM-SBL)
- 9 Splice Plate (Short) (BM-SPS)
- 10 Splice Plate (Long) (BM-SPL)
- 11 Tee Splice Bar (BM-TSB)
- 12 Hold Down Plate (BM-HDP)

- 13 Wall Bracket (BM-WB)
- 14 Overhead Hanger Clip (BM-OHL)
- 15 Radius Shield (BM\*-RS)
- 16 Drop-out (BM-DO)
- 17 Barriers (BM\*-B)
- 18 Under Floor Stand (BM-UFS)



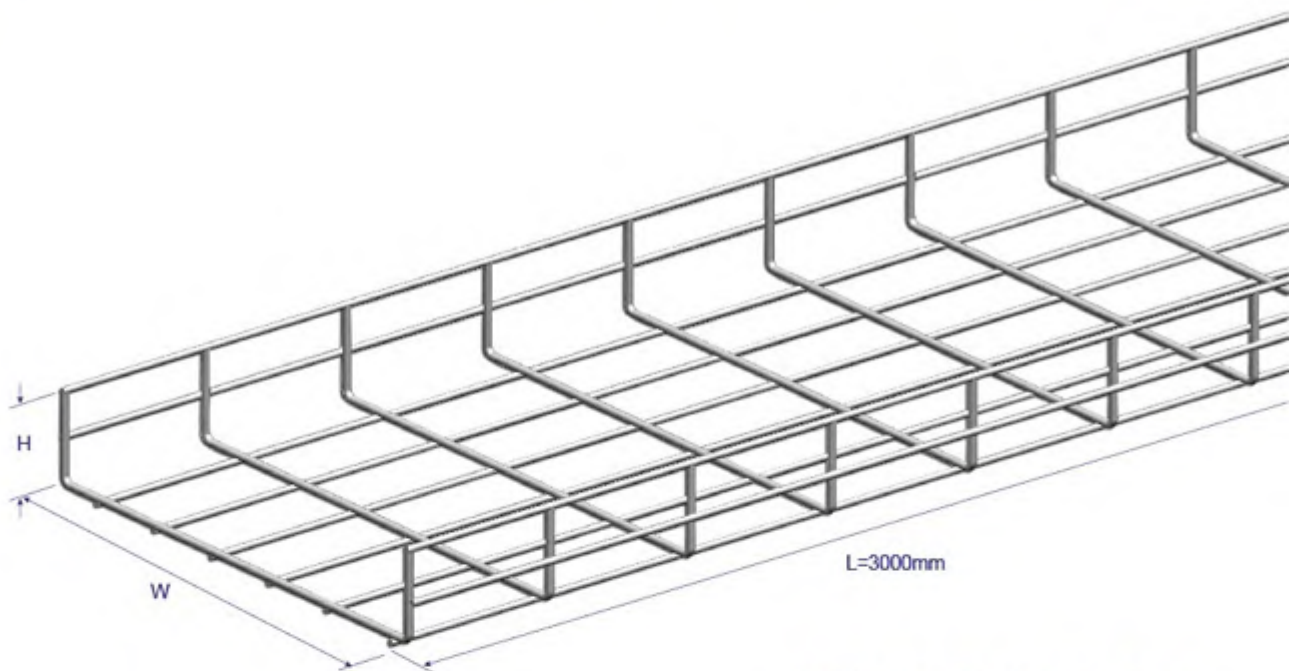


## Besca Wire Mesh Cable Tray BM Series



- 19 Grounding Clamp (BM-GC)
- 20 Conduit Connector (BM-CC)
- 21 Blind End (BM\*-BE)
- 22 Pan (BM-P)
- 23 Wall Termination Kit (BM-WTK)
- 24 Angular Bolt Cutter (BM-ABC)

- 25 Fastlock (BM-FL)
- 26 Heavy Duty Hung Support Kit (HDHS)
- 27 Under Floor Support Bracket (UFSB)
- 28 U-Bolts (UB)
- 29 Rubber Cap (RC)

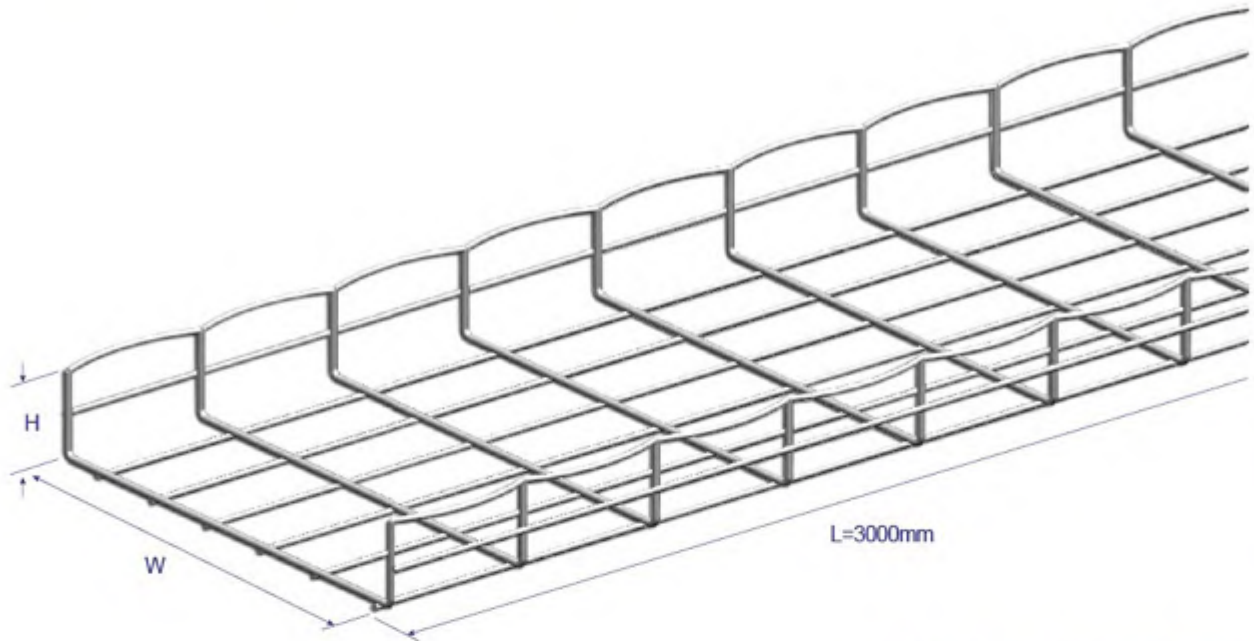


**BM2 Wire Mesh Cable Tray**

**BM1/2/3 Wire Mesh Cable Tray**

Ordering Code	W (mm)	H (mm)	L (mm)
BM1-50Z	50	35	3000
BM1-100Z	100	35	3000
BM1-150Z	150	35	3000
BM1-200Z	200	35	3000
BM1-250Z	250	35	3000
BM1-300Z	300	35	3000
BM1-450Z	450	35	3000
BM1-600Z	600	35	3000
BM2-50Z	50	50	3000
BM2-100Z	100	50	3000
BM2-150Z	150	50	3000
BM2-200Z	200	50	3000
BM2-250Z	250	50	3000
BM2-300Z	300	50	3000
BM2-450Z	450	50	3000
BM2-600Z	600	50	3000
BM3-100Z	100	100	3000
BM3-150Z	150	100	3000
BM3-200Z	200	100	3000
BM3-250Z	250	100	3000
BM3-300Z	300	100	3000
BM3-450Z	450	100	3000
BM3-500Z	500	100	3000
BM3-600Z	600	100	3000





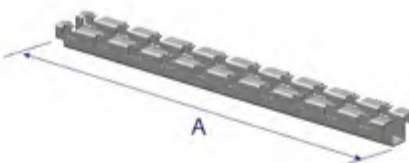
**BM5 Wire Mesh Cable Tray**

**BM4/5/6 Wire Mesh Cable Tray**

Ordering Code	W (mm)	H (mm)	L (mm)
BM4-50Z	50	35	3000
BM4-100Z	100	35	3000
BM4-150Z	150	35	3000
BM4-200Z	200	35	3000
BM4-250Z	250	35	3000
BM4-300Z	300	35	3000
BM4-450Z	450	35	3000
BM4-600Z	600	35	3000
BM5-50Z	50	50	3000
BM5-100Z	100	50	3000
BM5-150Z	150	50	3000
BM5-200Z	200	50	3000
BM5-250Z	250	50	3000
BM5-300Z	300	50	3000
BM5-450Z	450	50	3000
BM5-600Z	600	50	3000
BM6-100Z	100	100	3000
BM6-150Z	150	100	3000
BM6-200Z	200	100	3000
BM6-250Z	250	100	3000
BM6-300Z	300	100	3000
BM6-450Z	450	100	3000
BM6-500Z	500	100	3000
BM6-600Z	600	100	3000

### BM-SB Straight Bracket

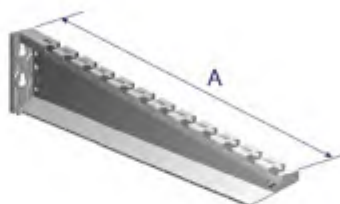
Ordering Code	W (mm)	A (mm)
BM-SB50Z	50	150
BM-SB100Z	100	200
BM-SB150Z	150	250
BM-SB200Z	200	300
BM-SB250Z	250	350
BM-SB300Z	300	400
BM-SB450Z	450	550
BM-SB600Z	600	700



BM-SB Straight Bracket

### BM-SWB Strengthen Wall Bracket

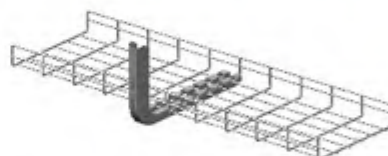
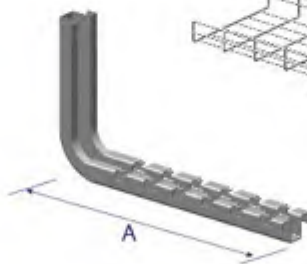
Ordering Code	W (mm)	A (mm)
BM-SWB50Z	50	100
BM-SWB100Z	100	150
BM-SWB150Z	150	200
BM-SWB200Z	200	250
BM-SWB250Z	250	300
BM-SWB300Z	300	350
BM-SWB450Z	450	500
BM-SWB600Z	600	650



BM-SWB Strengthen Wall Bracket

### BM-LB L Bracket

Ordering Code	W (mm)	A (mm)
BM-LB50Z	50	100
BM-LB100Z	100	150
BM-LB150Z	150	200
BM-LB200Z	200	250
BM-LB250Z	250	300
BM-LB300Z	300	350
BM-LB450Z	450	500
BM-LB600Z	600	650



BM-LB L Bracket

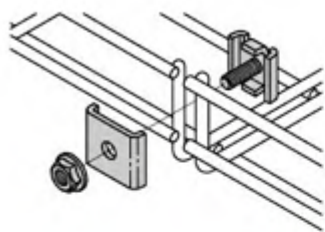
### BM-UB U Bracket

Ordering Code	W (mm)	A (mm)
BM-UB50Z	50	100
BM-UB100Z	100	150
BM-UB150Z	150	200
BM-UB200Z	200	250
BM-UB250Z	250	300
BM-UB300Z	300	350
BM-UB450Z	450	500
BM-UB600Z	600	650



BM-UB U Bracket



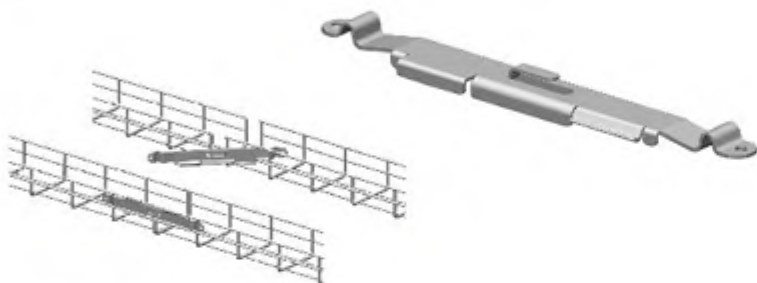


**WB4CA Connector Assembly**

**WB4CA Connector Assembly**

Ordering Code

WB4CA

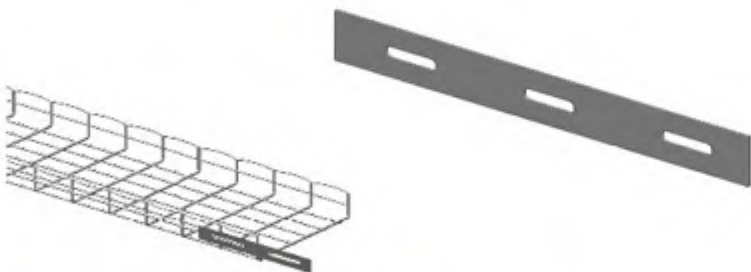


**WB-TLC Faster Connector**

**WB-TLC Faster Connector**

Ordering Code

WB-TLC

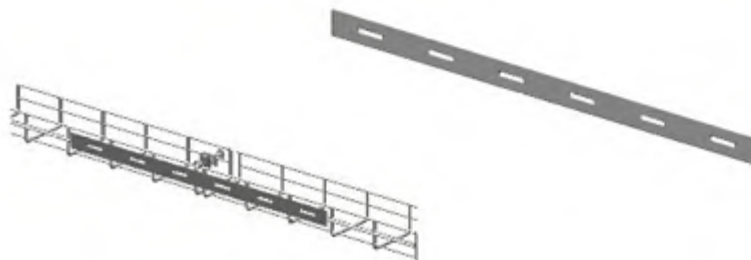


**BM-SBS Splice Bar (Short)**

**BM-SBS Splice Bar (Short)**

Ordering Code

BM-SBS



**BM-SBL Splice Bar (Long)**

**BM-SBL Splice Bar (Long)**

Ordering Code

BM-SBL



www.bescatray.com

### BM-TSB Tee Splice Bar

Ordering Code

BM-TSB

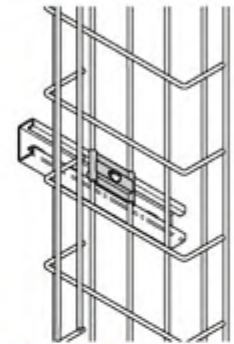
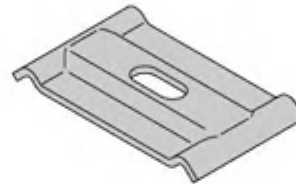


BM-TSB Tee Splice Bar

### BM-HDP Hold Down Plate

Ordering Code

BM-HDP

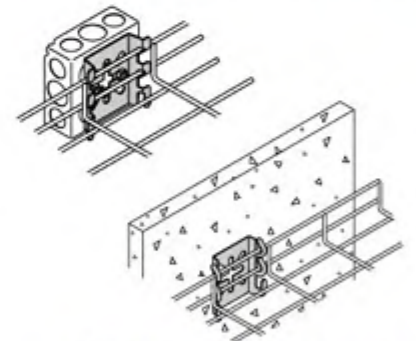


BM-HDP Hold Down Plate

### BM-WB Wall Bracket

Ordering Code

BM-WB



BM-WB Wall Bracket

### BM-OHL Overhead Hanger Clip

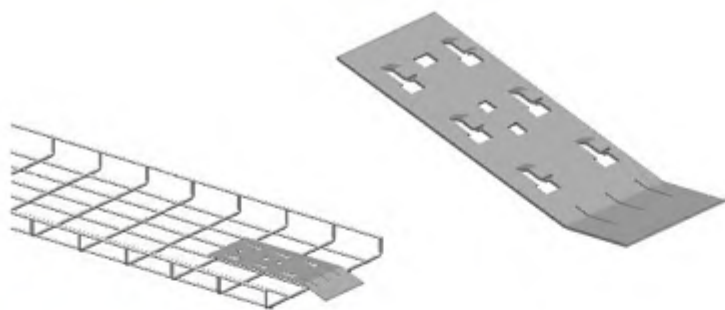
Ordering Code

BM-OHL



BM-OHL Overhead Hanger Clip

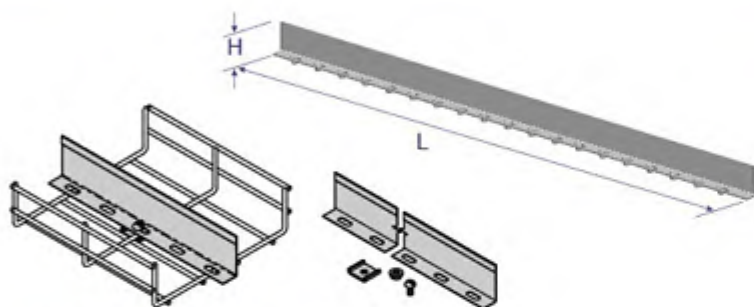




**BM-DO Drop-out**

**BM-DO Drop-out**

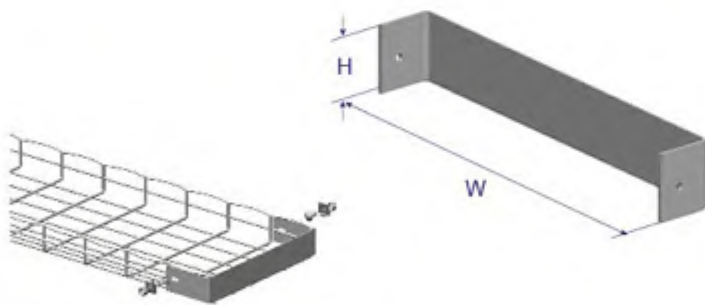
Ordering Code
BM-DO



**BM\*-B Barriers**

**BM\*-B Barriers**

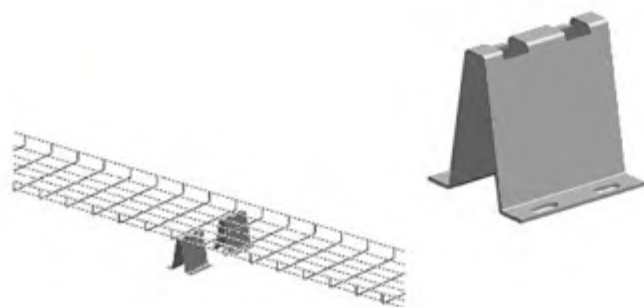
Ordering Code	H (mm)	L (mm)
BM4-B	35	3000
BM5-B	50	3000
BM6-B	100	3000



**BM\*-BE Blind End**

**BM\*-BE Blind End**

Ordering Code	W (mm)	H (mm)
BM5-BE50	50	50
BM5-BE100	100	50
BM5-BE150	150	50
BM5-BE200	200	50
BM5-BE250	250	50
BM5-BE300	300	50
BM5-BE450	450	50
BM5-BE600	600	50



**BM-UFS Under Floor Stand**

**BM-UFS Under Floor Stand**

Ordering Code
BM-UFS

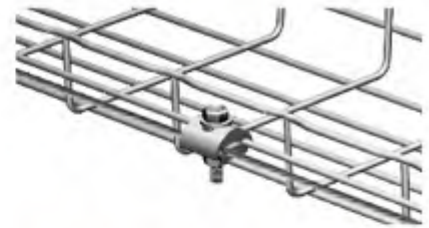


www.bescatray.com

## BM-GC Grounding Clamp

Ordering Code

BM-GC



BM-GC Grounding Clamp

## BM-CC Conduit Connector

Ordering Code	Conduit Size
BM-CC050	1/2"
BM-CC075	3/4"
BM-CC100	1"
BM-CC125	1 1/4"
BM-CC150	1 1/2"
BM-CC200	2"



BM-CC Conduit Connector

## BM-P Pan

Ordering Code	W (mm)	L (mm)
BM-P50	50	3000
BM-P100	100	3000
BM-P150	150	3000
BM-P200	200	3000
BM-P250	250	3000
BM-P300	300	3000
BM-P450	450	3000
BM-P600	600	3000

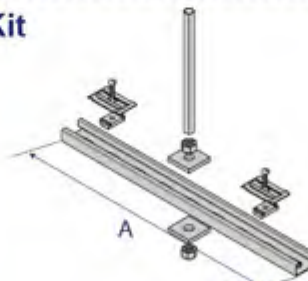


BM-P Pan

## HDHS Heavy Duty Hang Support Kit

Ordering Code	W (mm)	A (mm)
HDHS50	50	100
HDHS100	100	150
HDHS150	150	200
HDHS200	200	250
HDHS250	250	300
HDHS300	300	350
HDHS450	450	500
HDHS600	600	650

W: Width of Wire Mech Cable Tray  
A: Length of HDHS (UFSB)

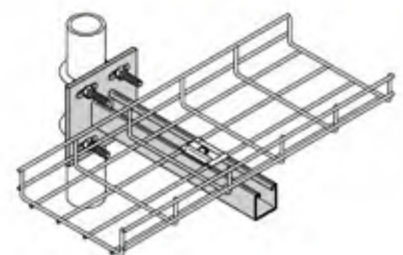
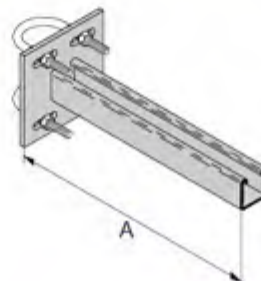


HDHS Heavy Duty Hang Support Kit

## UFSB Under Floor Support Bracket

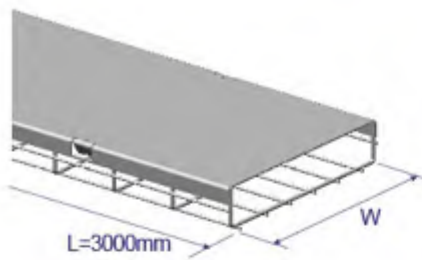
Ordering Code	W (mm)	A (mm)
UFSB50	50	100
UFSB100	100	150
UFSB150	150	200
UFSB200	200	250
UFSB250	250	300
UFSB300	300	350
UFSB450	450	500
UFSB600	600	650

W: Width of Wire Mech Cable Tray  
A: Length of HDHS (UFSB)



UFSB Under Floor Support Bracket





**BM-C Cover**

**BM-C Cover**

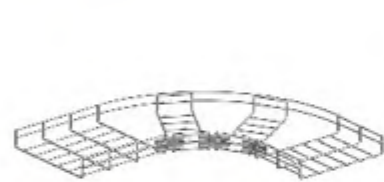
Ordering Code	W (mm)	L (mm)
BM-C50	50	3000
BM-C100	100	3000
BM-C150	150	3000
BM-C200	200	3000
BM-C250	250	3000
BM-C300	300	3000
BM-C450	450	3000
BM-C600	600	3000



**BM-ABC Angular Bolt Cutter**

**BM-ABC Angular Bolt Cutter**

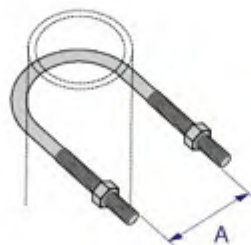
Ordering Code
BM-ABC



**BM-FL Fastlock**

**BM-FL Fastlock**

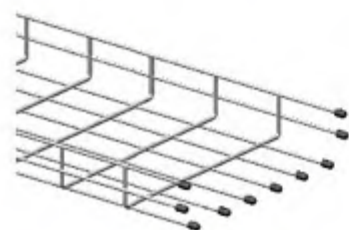
Ordering Code
BM-FL



**UB U-Bolts**

**UB U-Bolts**

Ordering Code	A (mm)
UB501	1-3/8"
UB502	2"
UB503	2-7/16"
UB504	2-15/16"




**BMRC Rubber Cap**

**BMRC Rubber Cap**

Ordering Code
BMRC



www.bescatray.com



**Besca Wireway:**

**Application of Besca Wireway:**

- Houses runs of control and power cable
- Used for cable and wire junction, distribution and termination

**Standard of Besca Wireway:**

- UL870 listed
- NEMA standard

**Construction of Besca Wireway:**

- Wireway body and cover are fabricated from code gauge steel
- Wireway body has mounting holes on the back
- Wireway is available with or without knockouts on the top and bottom sides
- Wireway fittings have no knockouts, ends are available with or without knockouts
- Wireway have cover which are attached with formed hinges on one side

**Standard finish of BESCA Wire Mesh Cable Tray as below, customize available:**

- **G** ----- Pre-galvanized steel


Every piece of Besca Wireway has an average length of 2440 mm, 3048mm available as per the client requirements.

Suffix	Finish
<b>G</b>	Pre-Galvanized / PG / GI
<b>H</b>	Hot Dip Galvanized / HDG
<b>P</b>	Powder Coated



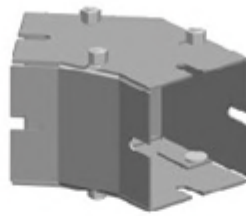


BW\* Wireway



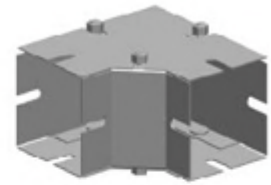
P/067

BW\*-EF Elbow 45°




P/068

BW\*-EN Elbow 90°



P/068

BW\*-C Cross



P/068

BW\*-R Reducer



P/068

BW\*-E End Cap



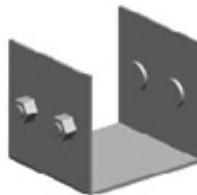
P/068

BW\*-F Flange



P/068

BW\*-CC  
Connect Coupler



P/068




- 1 Wireway Straight (BW\*)
- 2 Elbow 45° (BW\*-EF)
- 3 Elbow 90° (BW\*-EN)
- 4 Tee (BW\*-T)
- 5 Cross (BW\*-C)
- 6 Reducer (BW\*-R)
- 7 End Cap (BW\*-E)
- 8 Flange (BW\*-F)
- 9 Connect Coupler (BW\*-SC)





Besca Wireway:  
BW Series





**BW\* Wireway**

**BW\* Wireway**

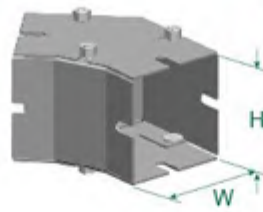
Ordering Code	W (mm)	H (mm)	L (mm)
BW1-64G	63.5	63.5	2440
BW2-102G	102	102	2440
BW3-152G	152	152	2440





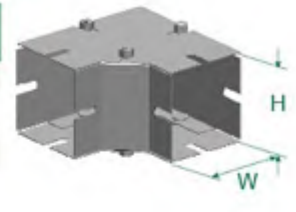
### BW\*-EF Elbow 45°

Ordering Code	W (mm)	H (mm)
BW1-EF64G	63.5	63.5
BW2-EF102G	102	102
BW3-EF150G	152	152



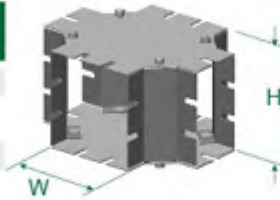
### BW\*-EN Elbow 90°

Ordering Code	W (mm)	H (mm)
BW1-EN64G	63.5	63.5
BW2-EN102G	102	102
BW3-EN152G	152	152



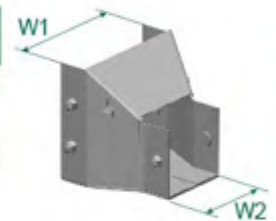
### BW\*-C Cross

Ordering Code	W (mm)	H (mm)
BW1-64G	63.5	63.5
BW2-102G	102	102
BW3-152G	152	152



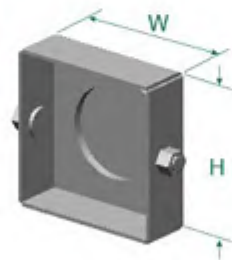
### BW-R Reducer

Ordering Code	W1 (mm)	W2 (mm)
BW-R102064G	102	63.5
BW-R152064G	152	63.5
BW-R152102G	152	102



### BW\*-E End Cap

Ordering Code	W (mm)	H (mm)
BW1-E64G	63.5	63.5
BW2-E102G	102	102
BW3-E152G	152	152



### BW\*-F Flange

Ordering Code	W (mm)	H (mm)
BW1-F64G	63.5	63.5
BW2-F102G	102	102
BW3-F152G	152	152



### BW\*-CC Connect Coupler

Ordering Code	W (mm)	H (mm)
BW1-CC64G	63.5	63.5
BW2-CC102G	102	102
BW3-CC152G	152	152



www.bescatray.com



## BESCA Cable Trunking

Cable Trunking of BESCA is an economical wire management system designed to support and protect electrical wires and cables.

Cable Trunking is permitted in a variety of indoor and outdoor applications.

Standard finish of BESCA Cable Trunking as below, customize available:

- G ---- Pre-galvanized steel
- H ---- Hot Dip Galvanized
- S4 --- Stainless Steel SS304
- S6 --- Stainless Steel SS316
- A ---- Aluminium
- FRP -- Fiberglass Reinforced Plastics / GRP

BESCA Cable Trunking Advantages:

1. Cheap and easy installation method.
2. The cables are enclosed in trunking, there is no risk of cable insulation to be damaged.
3. Cables are safe against dust and humidity.
4. Alternations are possible.
5. Trunking systems has a long life.

Disadvantages:

1. Expensive compare to other wiring systems.
2. Care and good workmanship are needed to ensure a successful installation.

Suffix	Finish
G	Pre-Galvanized / PG / GI
H	Hot Dip Galvanized / HDG
S4	Stainless Steel SS304
S6	Stainless Steel SS316
P	Powder Coated
A	Aluminum

Suffix	Finish
FRP	Fiberglass Reinforced Plastics / GRP
F	Fire Rated
Z	Zinc Plated
E	Electrolytic Polishing
M	Mill / Plain Steel





BT1/2/3/4/5/6  
Cable Trunking



P/073

BT1/2/3/4/5/6 -E3  
Elbow 90°



P/074

BT1/2/3/4/5/6 -T  
Tee



P/074

BT1/2/3/4/5/6 -C  
Cross



P/074

BT1/2/3/4/5/6 -IR  
Inside Riser



P/074

BT1/2/3/4/5/6 -OR  
Outside Riser



P/075

BT\*-MR  
Middle Reducer



P/075

BT\*-RR  
Right Hand Reducer



P/075

BT\*-LR  
Left Hand Reducer



P/075

BT\*-D Divider



P/076

BT\*-BE Blind End



P/076

BW\*-SC  
Straight Coupler



P/076

BT7 Cable Trunking



P/077

BT7 Elbow 90°



P/078

BT7 -T Tee



P/078

BT7 -C Cross



P/078

BT7 -IR Inside Riser



P/079

BT7 -OR  
Outside Riser



P/079

BT7-MR  
Middle Reducer



P/079

BT7-RR  
Right Hand Reducer



P/080

BT7-LR  
Left Hand Reducer



P/080

BW7-SC  
Straight Coupler



P/080

BT8 Cable Trunking



P/081

BT8 Elbow 90°



P/082

BT8 -T Tee



P/082

BT8 -C Cross



P/082

BT8 -IR Inside Riser



P/083

BT8 -OR  
Outside Riser



P/083

BT8-MR  
Middle Reducer



P/083

BT8-RR  
Right Hand Reducer



P/084

BT8-LR  
Left Hand Reducer

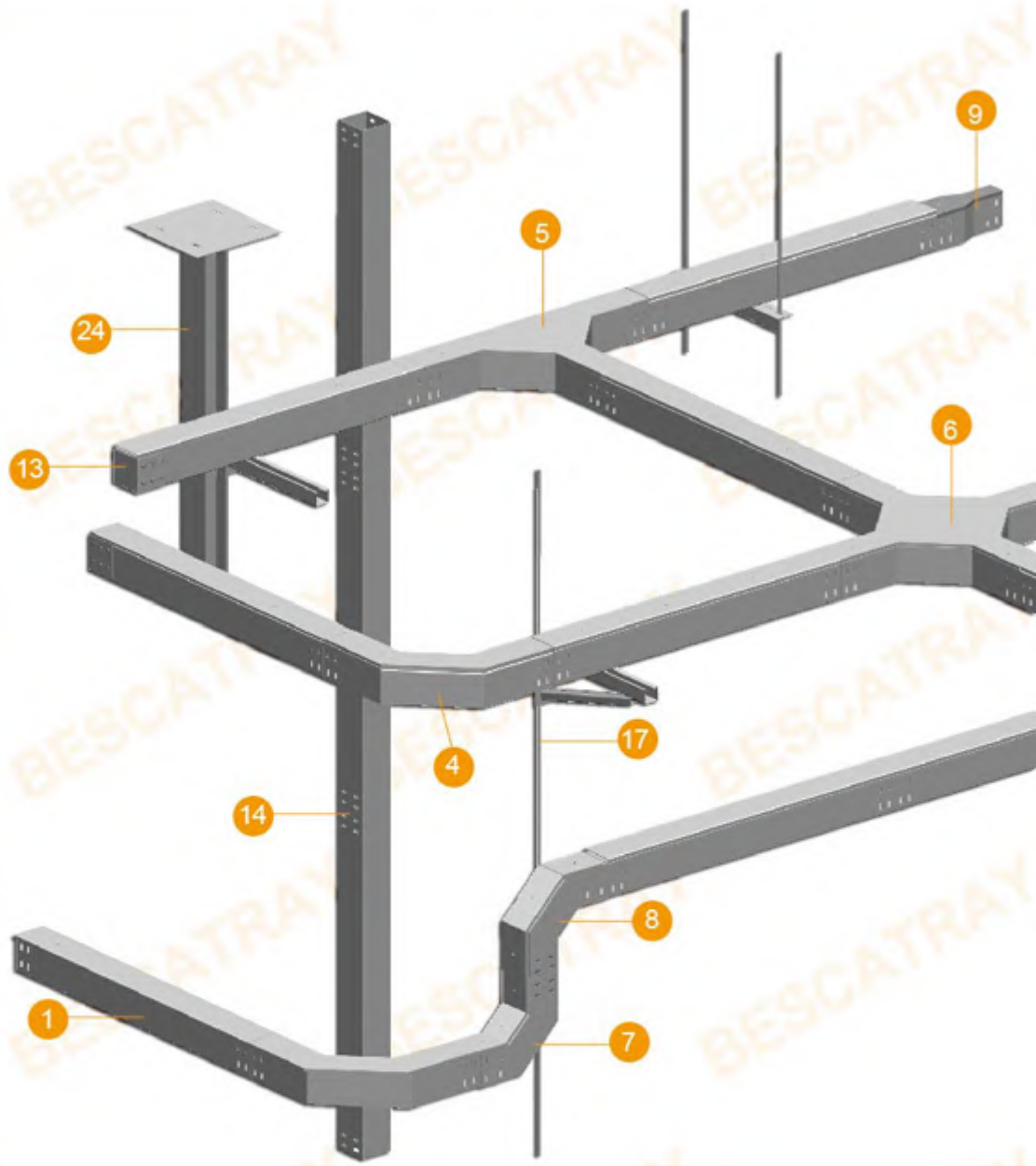


P/084

BW8-SC  
Straight Coupler



P/084



- 1 Cable Trunking Straight (BT\*)
- 2 Elbow 45° (BT\*-E1)
- 3 Elbow 60° (BT\*-E2)
- 4 Elbow 90°(BT\*-E3)
- 5 Tee (BT\*-T)
- 6 Cross (BT\*-C)
- 7 Inside Riser (BT\*-IR)

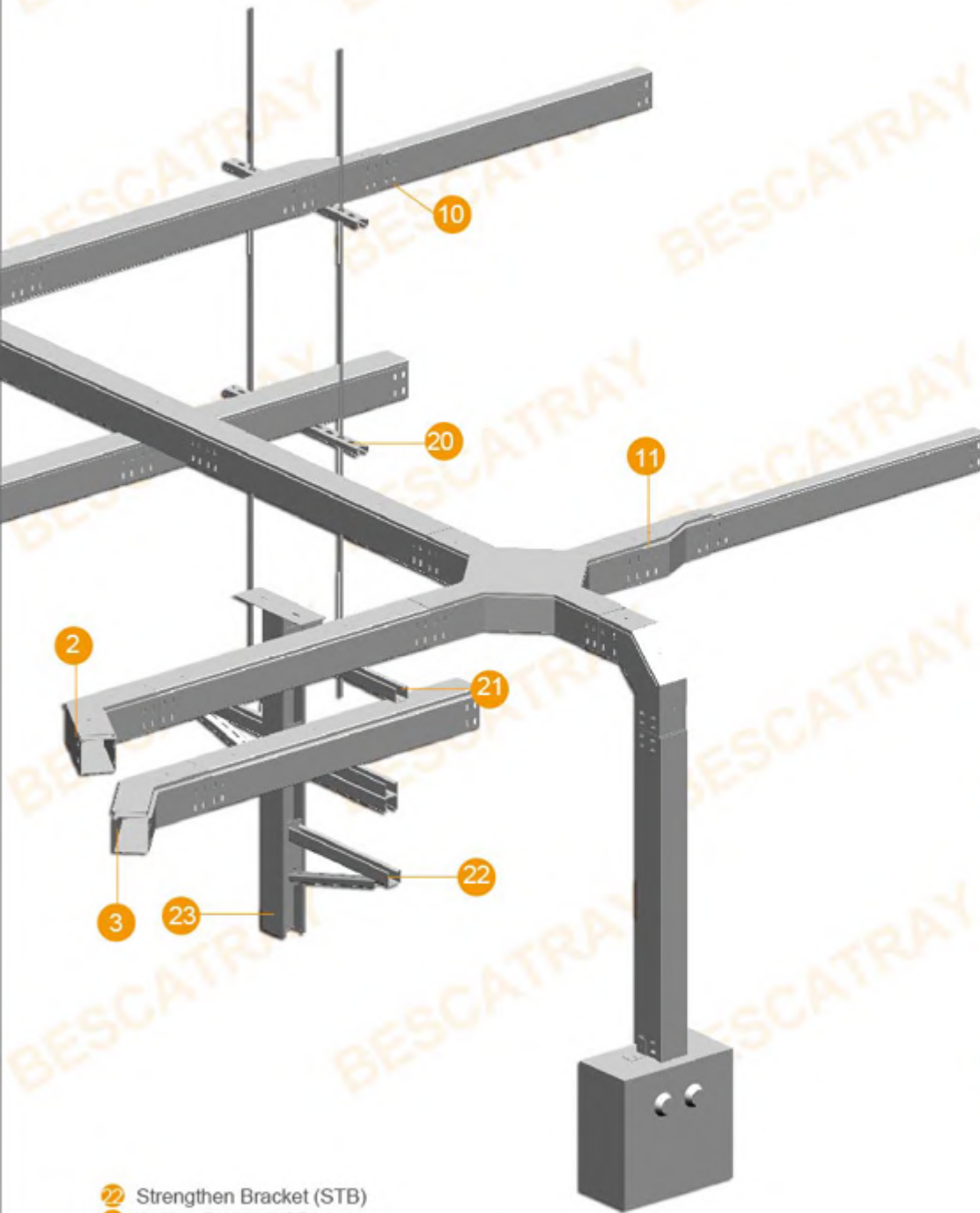
- 8 Outside Riser (BT\*-OR)
- 9 Reducer (BT\*-MR)
- 10 Right Hand Reducer (BT\*-RR)
- 11 Left Hand Reducer (BT\*-LR)
- 12 Divider (BT\*-D)
- 13 Blind End (BT\*-BE)
- 14 Straight Coupler (BT\*-SC)

- 15 Horizontal Adjust Coupler (BT\*-HAC)
- 16 Vertical Adjust Coupler (BT\*-VAC)
- 17 Threaded Rod (TR)
- 18 Bolt & Nut (BN)
- 19 Under Floor Stand (UFS)
- 20 Straight Bracket (SB)
- 21 Wall Bracket (WB)

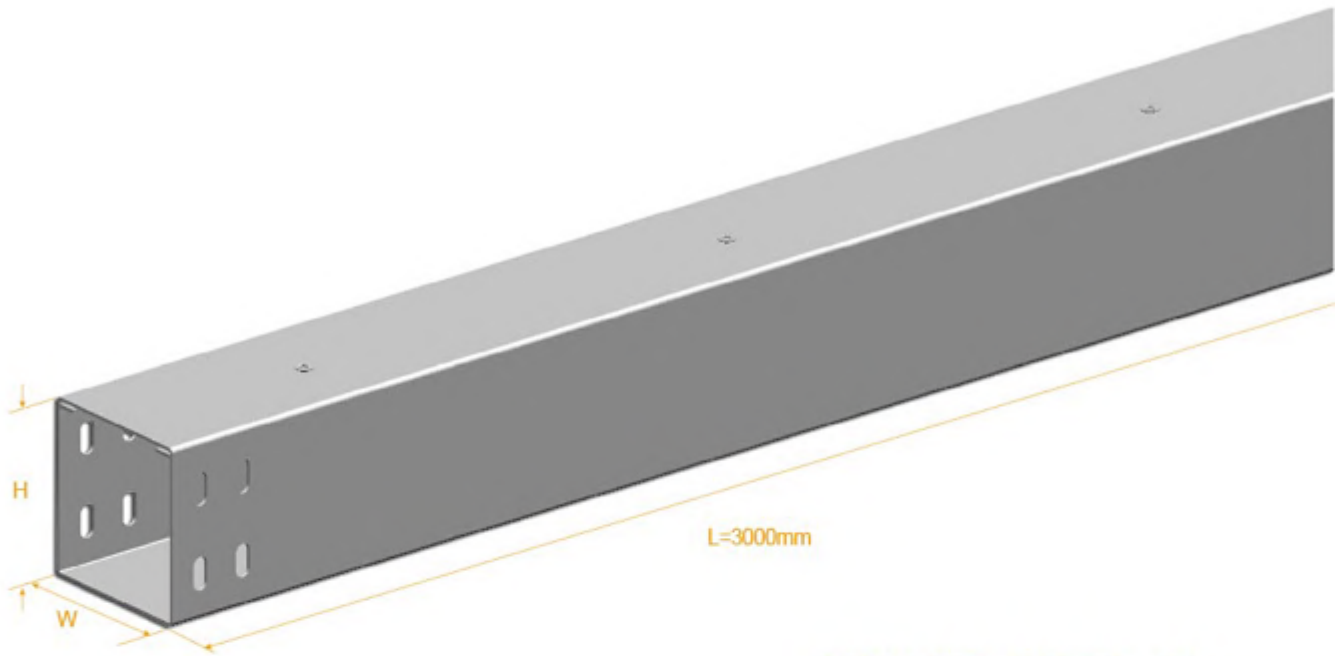




## BESCA Cable Trunking BT Series



- 22** Strengthen Bracket (STB)
- 20** Ceiling Bracket (CB)
- 24** Strengthening Ceiling Bracket (SCB)



**BT1/2/3/4/5/6 Cable Trunking**

www.bescatray.com

**BT1/2/3/4/5/6 Cable Trunking**

Ordering Code	W (mm)	H (mm)	L (mm)
BT1G	50	50	3000
BT2G	75	75	3000
BT3G	100	75	3000
BT4G	100	100	3000
BT5G	150	100	3000
BT6G	150	150	3000






### BT1/2/3/4/5/6 -E3 Elbow 90°

Ordering Code	W (mm)	H (mm)
BT1-E3G	50	50
BT2-E3G	75	75
BT3-E3G	100	75
BT4-E3G	100	100
BT5-E3G	150	100
BT6-E3G	150	150

### BT1/2/3/4/5/6 -E3 Elbow 90°



### BT1/2/3/4/5/6 -T Tee

Ordering Code	W (mm)	H (mm)
BT1-TG	50	50
BT2-TG	75	75
BT3-TG	100	75
BT4-TG	100	100
BT5-TG	150	100
BT6-TG	150	150

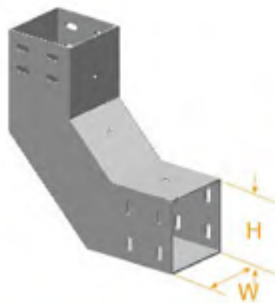
### BT1/2/3/4/5/6 -T Tee



### BT1/2/3/4/5/6 -C Cross

Ordering Code	W (mm)	H (mm)
BT1-CG	50	50
BT2-CG	75	75
BT3-CG	100	75
BT4-CG	100	100
BT5-CG	150	100
BT6-CG	150	150

### BT1/2/3/4/5/6 -C Cross



### BT1/2/3/4/5/6 -IR Inside Riser

Ordering Code	W (mm)	H (mm)
BT1-IRG	50	50
BT2-IRG	75	75
BT3-IRG	100	75
BT4-IRG	100	100
BT5-IRG	150	100
BT6-IRG	150	150

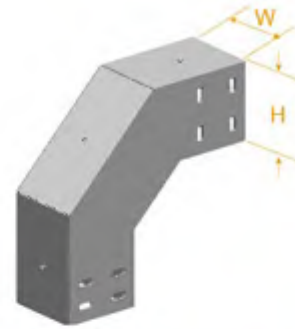
### BT1/2/3/4/5/6 -IR Inside Riser



www.bescatray.com

### BT1/2/3/4/5/6 -OR Outside Riser

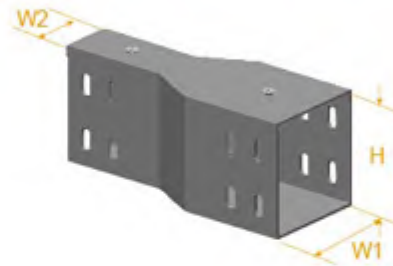
Ordering Code	W (mm)	H (mm)
BT1-ORG	50	50
BT2-ORG	75	75
BT3-ORG	100	75
BT4-ORG	100	100
BT5-ORG	150	100
BT6-ORG	150	150



BT1/2/3/4/5/6 -OR Outside Riser

### BT\*-MR Middle Reducer


Ordering Code	W1 (mm)	W2 (mm)	H (mm)
BT2-MR100075G	100	75	75
BT4-MR150100G	150	100	100



BT\*-MR Middle Reducer

### BT\*-RR Right Hand Reducer

Ordering Code	W1 (mm)	W2 (mm)	H (mm)
BT2-RR100075G	100	75	75
BT4-RR150100G	150	100	100



BT\*-RR Right Hand Reducer


### BT\*-LR Left Hand Reducer

Ordering Code	W1 (mm)	W2 (mm)	H (mm)
BT2-LR100075G	100	75	75
BT4-LR150100G	150	100	100



BT\*-LR Left Hand Reducer

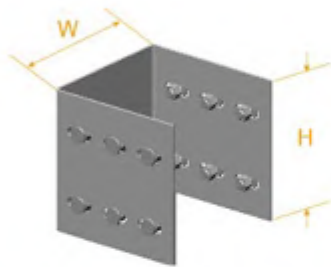




### BT\*-D Divider

Ordering Code	H (mm)	L (mm)
BT1-DG	50	3000
BT2-DG	75	3000
BT4-DG	100	3000
BT6-DG	150	3000

### BT\*-D Divider



### BT\*-BE Blind End

Ordering Code	W (mm)	H (mm)
BT1-BEG	50	50
BT2-BEG	75	75
BT3-BEG	100	75
BT4-BEG	100	100
BT5-BEG	150	100
BT6-BEG	150	150


### BT\*-BE Blind End




### BW\*-SC Straight Coupler

Ordering Code	H (mm)
BT1-SCG	50
BT2-SCG	75
BT4-SCG	100
BT6-SCG	150

### BW\*-SC Straight Coupler





**BT7 Cable Trunking**

**BT7 Cable Trunking**

Ordering Code	W (mm)	H (mm)	L (mm)
BT7-150FRP	150	100	3000
BT7-200FRP	200	100	3000
BT7-300FRP	300	100	3000
BT7-400FRP	400	100	3000
BT7-500FRP	500	100	3000
BT7-600FRP	600	100	3000
BT7-800FRP	800	100	3000

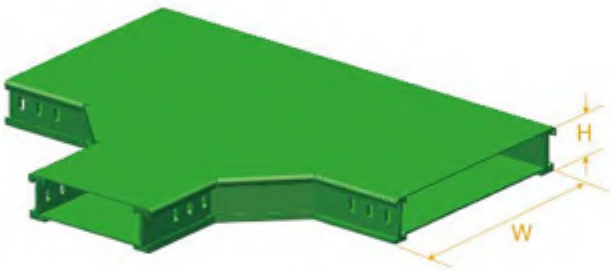




### BT7 Elbow 90°

Ordering Code	W (mm)	H (mm)
BT7-E150FRP	150	100
BT7-E200FRP	200	100
BT7-E300FRP	300	100
BT7-E400FRP	400	100
BT7-E500FRP	500	100
BT7-E600FRP	600	100
BT7-E800FRP	800	100

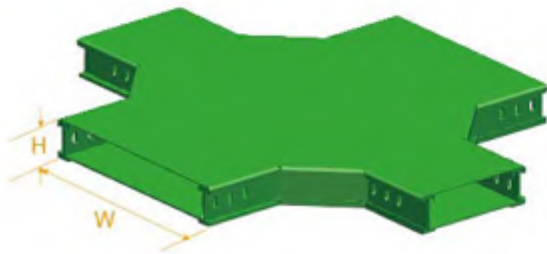
### BT7 Elbow 90°



### BT7-T Tee

Ordering Code	W (mm)	H (mm)
BT7-T150FRP	150	100
BT7-T200FRP	200	100
BT7-T300FRP	300	100
BT7-T400FRP	400	100
BT7-T500FRP	500	100
BT7-T600FRP	600	100
BT7-T800FRP	800	100

### BT7-T Tee



### BT7-C Cross

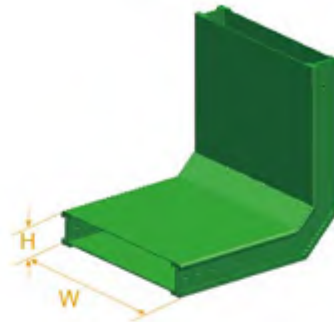
Ordering Code	W (mm)	H (mm)
BT7-C150FRP	150	100
BT7-C200FRP	200	100
BT7-C300FRP	300	100
BT7-C400FRP	400	100
BT7-C500FRP	500	100
BT7-C600FRP	600	100
BT7-C800FRP	800	100

### BT7-C Cross



### BT7 -IR Inside Riser

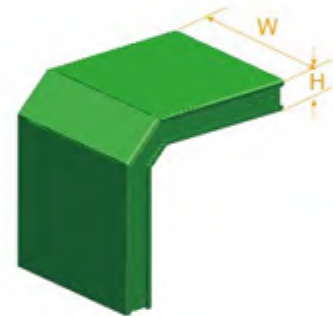
Ordering Code	W (mm)	H (mm)
BT7-IR150FRP	150	100
BT7-IR200FRP	200	100
BT7-IR300FRP	300	100
BT7-IR400FRP	400	100
BT7-IR500FRP	500	100
BT7-IR600FRP	600	100
BT7-IR800FRP	800	100



BT7 -IR Inside Riser

### BT7 -OR Outside Riser


Ordering Code	W (mm)	H (mm)
BT7-OR150FRP	150	100
BT7-OR200FRP	200	100
BT7-OR300FRP	300	100
BT7-OR400FRP	400	100
BT7-OR500FRP	500	100
BT7-OR600FRP	600	100
BT7-OR800FRP	800	100



BT7 -OR Outside Riser


### BT7-MR Middle Reducer

Ordering Code	W1 (mm)	W2 (mm)	H (mm)
BT7-MR600500FRP	600	500	100
BT7-MR600400FRP	600	400	100
BT7-MR500400FRP	500	400	100
BT7-MR500300FRP	500	300	100
BT7-MR500200FRP	500	200	100
BT7-MR400300FRP	400	300	100
BT7-MR400200FRP	400	200	100
BT7-MR400150FRP	400	150	100



BT7-MR Middle Reducer






### BT7-RR Right Hand Reducer

Ordering Code	W1 (mm)	W2 (mm)	H (mm)
BT7-RR600500FRP	600	500	100
BT7-RR600400FRP	600	400	100
BT7-RR500400FRP	500	400	100
BT7-RR500300FRP	500	300	100
BT7-RR500200FRP	500	200	100
BT7-RR400300FRP	400	300	100
BT7-RR400200FRP	400	200	100
BT7-RR400150FRP	400	150	100


### BT7-RR Right Hand Reducer



### BT7-LR Left Hand Reducer

Ordering Code	W1 (mm)	W2 (mm)	H (mm)
BT7-LR600500FRP	600	500	100
BT7-LR600400FRP	600	400	100
BT7-LR500400FRP	500	400	100
BT7-LR500300FRP	500	300	100
BT7-LR500200FRP	500	200	100
BT7-LR400300FRP	400	300	100
BT7-LR400200FRP	400	200	100
BT7-LR400150FRP	400	150	100

### BT7-LR Left Hand Reducer



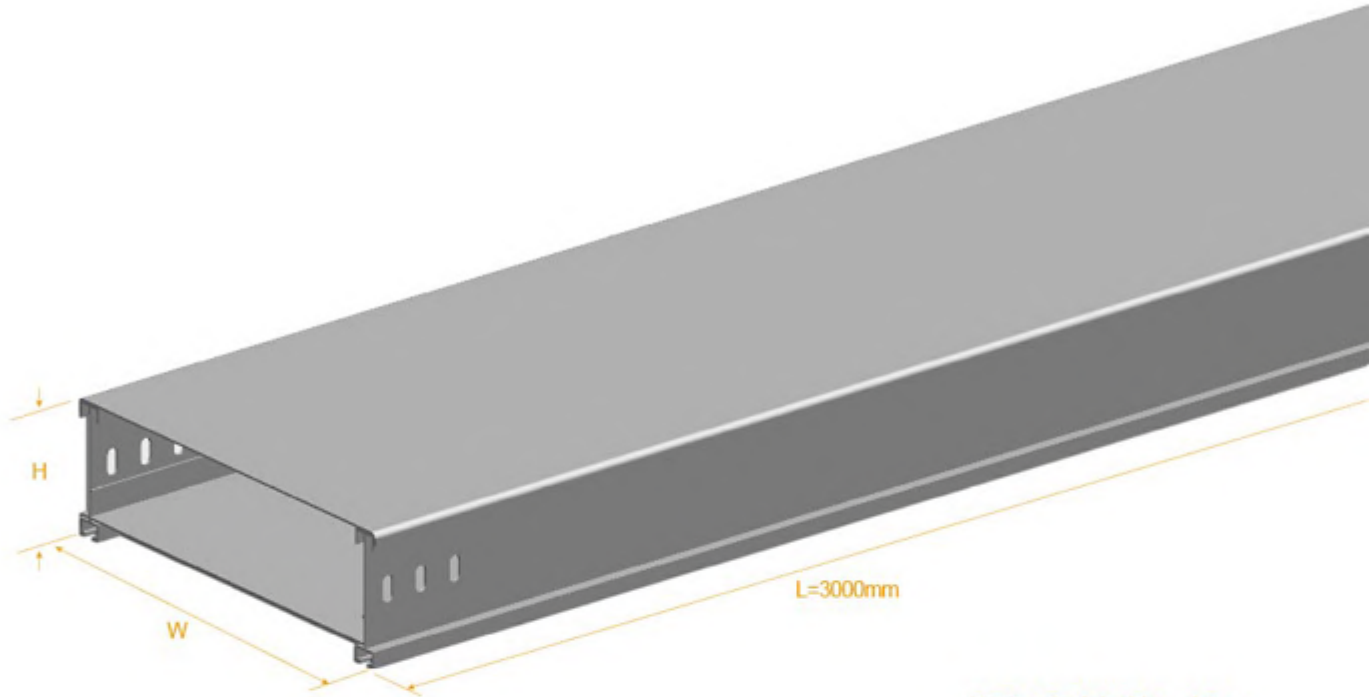
### BT7-SC Straight Coupler

Ordering Code	H (mm)
BT7-SC	100

### BT7-SC Straight Coupler



www.bescatray.com



**BT8 Cable Trunking**

**BT8 Cable Trunking**

Ordering Code	W (mm)	H (mm)	L (mm)
BT8-150A	150	100	3000
BT8-200A	200	100	3000
BT8-300A	300	100	3000
BT8-400A	400	100	3000
BT8-500A	500	100	3000
BT8-600A	600	100	3000
BT8-800A	800	100	3000

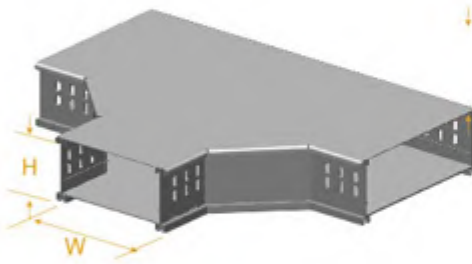




### BT8 Elbow 90°

Ordering Code	W (mm)	H (mm)
BT8-E150A	150	100
BT8-E200A	200	100
BT8-E300A	300	100
BT8-E400A	400	100
BT8-E500A	500	100
BT8-E600A	600	100
BT8-E800A	800	100

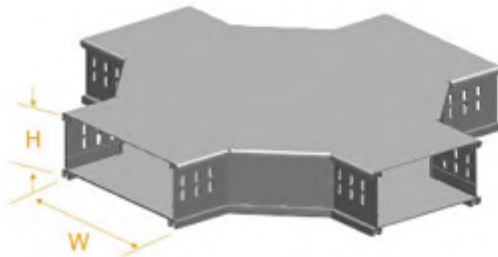
### BT8 Elbow 90°



### BT8-T Tee

Ordering Code	W (mm)	H (mm)
BT8-T150A	150	100
BT8-T200A	200	100
BT8-T300A	300	100
BT8-T400A	400	100
BT8-T500A	500	100
BT8-T600A	600	100
BT8-T800A	800	100

### BT8-T Tee



### BT8-C Cross

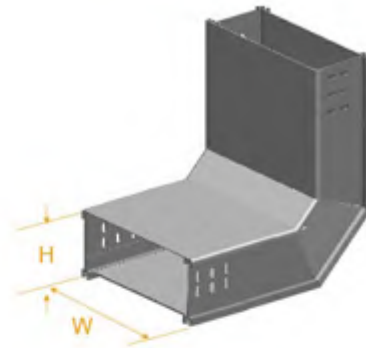
Ordering Code	W (mm)	H (mm)
BT8-C150A	150	100
BT8-C200A	200	100
BT8-C300A	300	100
BT8-C400A	400	100
BT8-C500A	500	100
BT8-C600A	600	100
BT8-C800A	800	100

### BT8-C Cross



### BT8 -IR Inside Riser

Ordering Code	W (mm)	H (mm)
BT8-IR150A	150	100
BT8-IR200A	200	100
BT8-IR300A	300	100
BT8-IR400A	400	100
BT8-IR500A	500	100
BT8-IR600A	600	100
BT8-IR800A	800	100



BT8 -IR Inside Riser

### BT8 -OR Outside Riser

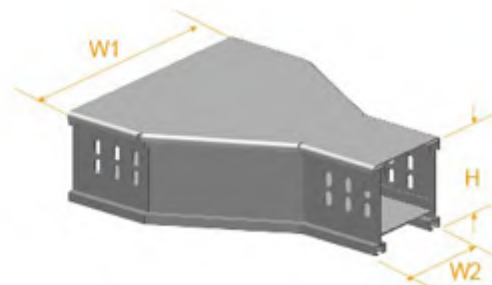
Ordering Code	W (mm)	H (mm)
BT8-OR150A	150	100
BT8-OR200A	200	100
BT8-OR300A	300	100
BT8-OR400A	400	100
BT8-OR500A	500	100
BT8-OR600A	600	100
BT8-OR800A	800	100



BT8 -OR Outside Riser

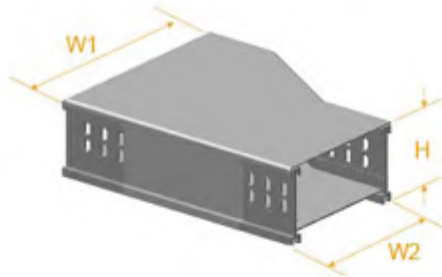
### BT8-MR Middle Reducer

Ordering Code	W1 (mm)	W2 (mm)	H (mm)
BT8-MR600500A	600	500	100
BT8-MR600400A	600	400	100
BT8-MR500400A	500	400	100
BT8-MR500300A	500	300	100
BT8-MR500200A	500	200	100
BT8-MR400300A	400	300	100
BT8-MR400200A	400	200	100
BT8-MR400150A	400	150	100



BT8-MR Middle Reducer

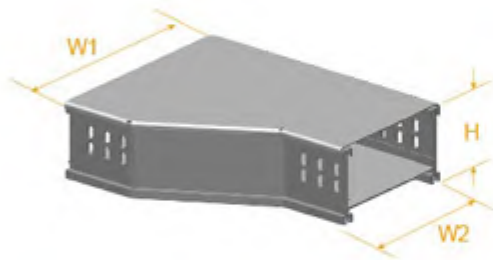




### BT8-RR Right Hand Reducer

Ordering Code	W1 (mm)	W2 (mm)	H (mm)
BT8-RR600500A	600	500	100
BT8-RR600400A	600	400	100
BT8-RR500400A	500	400	100
BT8-RR500300A	500	300	100
BT8-RR500200A	500	200	100
BT8-RR400300A	400	300	100
BT8-RR400200A	400	200	100
BT8-RR400150A	400	150	100

### BT8-RR Right Hand Reducer



### BT8-LR Left Hand Reducer

Ordering Code	W1 (mm)	W2 (mm)	H (mm)
BT8-LR600500A	600	500	100
BT8-LR600400A	600	400	100
BT8-LR500400A	500	400	100
BT8-LR500300A	500	300	100
BT8-LR500200A	500	200	100
BT8-LR400300A	400	300	100
BT8-LR400200A	400	200	100
BT8-LR400150A	400	150	100


### BT8-LR Left Hand Reducer




### BT8-SC Straight Coupler

Ordering Code	H (mm)
BT8-SC	100

### BT8-SC Straight Coupler



www.bescatray.com



## BESCA Strut Channel

BESCA Strut Channel is the original metal framing system featuring a unique weldless connection. The BESCA Strut Channel system eliminates welding and drilling, and is easily adjustable and reusable for infinite configurations.

Standard finish of BESCA Strut Channel as below, customize available:

- **G** ---- Pre-galvanized steel
- **H** ---- Hot Dip Galvanized
- **S4** --- Stainless Steel SS304
- **S6** --- Stainless Steel SS316
- **P** ---- Powder Coated
- **M** ---- Mill / Plain Steel
- **A** ---- Aluminium
- **FRP** -- Fiberglass Reinforced Plastics / GRP

BESCA Strut Channel Advantages:

1. 100% Adjustable
2. 100% Reusable
3. No Welding
4. No Drilling
5. No Special Tools

Suffix	Finish
<b>G</b>	Pre-Galvanized / PG / GI
<b>H</b>	Hot Dip Galvanized / HDG
<b>S4</b>	Stainless Steel SS304
<b>S6</b>	Stainless Steel SS316

Suffix	Finish
<b>FRP</b>	Fiberglass Reinforced Plastics / GRP
<b>M</b>	Mill / Plain Steel
<b>P</b>	Powder Coated
<b>A</b>	Aluminum





BS1000 Plain Channel  P/087	BS1000T Slotted Channel  P/087	BS3300 Plain Channel  P/087	BS3300T Slotted Channel  P/087	BS5500 Plain Channel  P/087	BS5500T Slotted Channel  P/087	BS7000 Plain Channel  P/087	BS7000T Slotted Channel  P/087	BS8000 Plain Channel  P/087
BS8000T Slotted Channel  P/087	BS2000 Plain Channel  P/088	BS2000T Slotted Channel  P/088	BS4000 Plain Channel  P/088	BS4000T Slotted Channel  P/088	BS1001 Combination Channel  P/088	BS3301 Combination Channel  P/088	BS1000C1 Concrete Insert Channel  P/088	BS3000C1 Concrete Insert Channel  P/088
BS1180 Channel Closures  P/088	BS3380 Channel Closures  P/088	BS5580 Channel Closures  P/089	BS1184 Channel Closures  P/089	B1062 1 Hole Straight Fitting  P/089	B1036 3 hole 90° Corner Bend Fitting  P/089	B1065 2 Hole Straight Fitting  P/089	B1066 3 Hole Straight Fitting  P/089	B1067 4 Hole Straight Fitting  P/089
B1941 5 Hole Straight Fitting  P/089	B1358 4 Hole Fitting, 2 vertical and 2 horizontal  P/089	B1031 4 Hole T Shape Fitting  P/089	B1026 2 Hole 90° Vertical Bend Fitting  P/090	B1068 2 Hole 90° Vertical Bend Fitting  P/090	B1326 3 Hole 90° Vertical Bend Fitting  P/090	B1458 3 Hole 90° Vertical Bend Fitting  P/090	B1325 4 Hole 90° Vertical Bend Fitting  P/090	B2484 6 Hole Braced 90° Fitting  P/090
B1037 3 Hole Right Hand Side 90° Fitting  P/090	B1033 4 Hole Right Hand Side 90° Fitting  P/090	B1357 3 Hole 90° Fitting, 2 Horizontal, 1 Vertical Holes  P/090	B1359 4 Hole 90° Fitting, 2 Horizontal, 2 Vertical Holes  P/090	B4045 2 Hole 21mm Inside Height Fitting  P/091	B1045 3 Hole 41mm Inside Height Fitting  P/091	B4047 3 Hole 21mm Inside Height Fitting  P/091	B1047 5 Hole 41mm Inside Height Fitting  P/091	B5547 3 Hole 61mm Inside Height Fitting  P/091
B1186 Acute Angle Fitting  P/091	B1546 Obtuse Angle Fitting  P/091	B2224 U Fitting  P/091	B2228 U Fitting  P/091	B2346 U Fitting  P/091	B1376 U Fitting  P/092	B1377 U Fitting  P/092	B1044 U Fitting  P/092	B2072 Base Plate  P/092
B2073 Base Plate  P/092	B2072A Base Plate  P/092	B1271 Beam Clamp  P/092	B2785 & 2786 Beam Clamp  P/092	BLP Beam Clamp  P/092	RHPA Rod Hanger Central Mounting Plate  P/092	RHPB Rod Hanger Vertical Mounting Plate  P/093	RHPC Rod Hanger Horizontal Mounting Plate  P/093	P1006/7/8/10 Channel Nut with Spring  P/093
P3006/7/8/10 Channel Nut Short Spring  P/093	P5008/10 Channel Nut Long Spring  P/093	P4006/7/8/10 Channel Nut no Spring  P/093	CSS Countersunk Set Screws  P/093	CHB Cup Head Bolts  P/093	LDIA Lipped Drop-In Anchor  P/093	BN SB & SN  P/093	HN Hex Nuts  P/094	FN Flange Nuts  P/094
PS Pan Screws  P/094	SW Spring Washers  P/094	FW Flat Washers  P/094	MGW Mud Guard Washers  P/094	FRC Rod Coupler  P/094	TR Threaded Rod  P/094	HS Hex Screws  P/094	CCP Conduit Clamp  P/095	SCCP Single Cable Clamp  P/095
SCP Saddle Clamp  P/095	PHC Pear Hanger Clamp  P/095	IPC Insulated Pipe Clamp  P/095						

### BS1000 Plain Channel

Ordering Code	W (mm)	H (mm)	L (mm)
BS1000G	41	41	3000



### BS1000T Slotted Channel

Ordering Code	W (mm)	H (mm)	L (mm)
BS1000TG	41	41	3000



### BS3300 Plain Channel

Ordering Code	W (mm)	H (mm)	L (mm)
BS3300G	41	21	3000



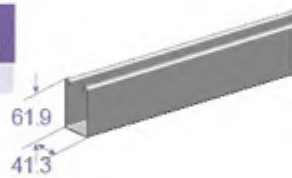
### BS3300T Slotted Channel

Ordering Code	W (mm)	H (mm)	L (mm)
BS3300G	41	21	3000



### BS5500 Plain Channel

Ordering Code	W (mm)	H (mm)	L (mm)
BS5500G	41	62	3000




### BS5500T Slotted Channel

Ordering Code	W (mm)	H (mm)	L (mm)
BS5500TG	41	62	3000



### BS7000 Plain Channel

Ordering Code	W (mm)	H (mm)	L (mm)
BS7000G	41	72	3000




### BS7000T Slotted Channel

Ordering Code	W (mm)	H (mm)	L (mm)
BS7000TG	41	72	3000



### BS8000 Plain Channel

Ordering Code	W (mm)	H (mm)	L (mm)
BS8000G	41	82	3000



### BS8000T Slotted Channel

Ordering Code	W (mm)	H (mm)	L (mm)
BS8000TG	41	82	3000

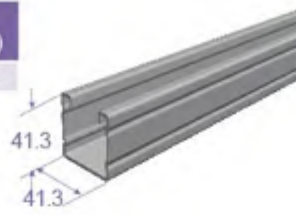






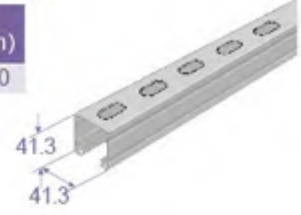
### BS2000 Plain Channel

Ordering Code	W (mm)	H (mm)	L (mm)
BS2000G	41	41	3000



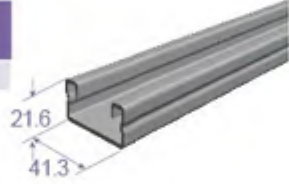
### BS2000T Slotted Channel

Ordering Code	W (mm)	H (mm)	L (mm)
BS2000TG	41	41	3000



### BS4000 Plain Channel

Ordering Code	W (mm)	H (mm)	L (mm)
BS4000G	41	21	3000



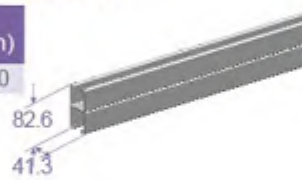
### BS4000T Slotted Channel

Ordering Code	W (mm)	H (mm)	L (mm)
BS4000TG	41	21	3000



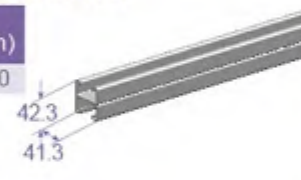
### BS1001 Combination Channel

Ordering Code	W (mm)	H (mm)	L (mm)
BS1001G	41	41	3000



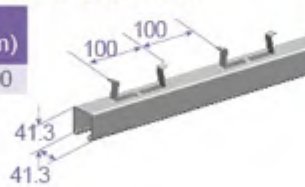
### BS3301 Combination Channel

Ordering Code	W (mm)	H (mm)	L (mm)
BS3301G	41	21	3000



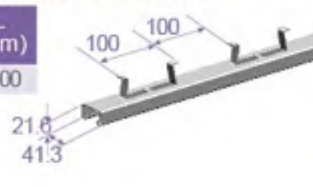
### BS1000C1 Concrete Insert Channel

Ordering Code	W (mm)	H (mm)	L (mm)
BS1000C1G	41	41	3000



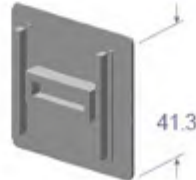
### BS3000C1 Concrete Insert Channel

Ordering Code	W (mm)	H (mm)	L (mm)
BS3000C1G	41	21	3000




### BS1180 Channel Closures

Ordering Code	W (mm)	H (mm)
BS1180	41	41



### BS3380 Channel Closures

Ordering Code	W (mm)	H (mm)
BS3380	41	21



www.bescatray.com


### BS5580 Channel Closures

Ordering Code	W (mm)	H (mm)
BS5580	41	62




### BS1184 Channel Closures

Ordering Code	W (mm)	L (mm)
BS1184	41	3000




### B1062 1 Hole Straight Fitting

Ordering Code	Bolt Size (mm)	Hole Size (mm)	Mass (kg/100)
B1062	8	9	7.7
B1063	10	12	7.3
B1064	12	14	6.8



### B1036 3 hole 90° Corner Bend Fitting

Ordering Code	Mass (kg/100)
B1036	26.3



### B1065 2 Hole Straight Fitting

Ordering Code	Mass (kg/100)
B1065	17.2



### B1066 3 Hole Straight Fitting

Ordering Code	Mass (kg/100)
B1066	26.8



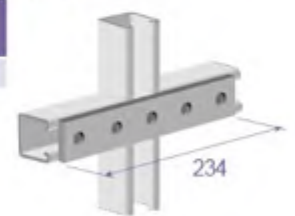
### B1067 4 Hole Straight Fitting

Ordering Code	Mass (kg/100)
B1067	34.5



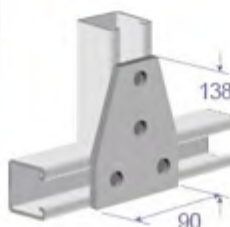
### B1941 5 Hole Straight Fitting

Ordering Code	Mass (kg/100)
B1941	44.3



### B1358 4 Hole Fitting: 2 vertical and 2 horizontal

Ordering Code	Mass (kg/100)
B1358	48



### B1031 4 Hole T Shape Fitting

Ordering Code	Mass (kg/100)
B1031	36.3







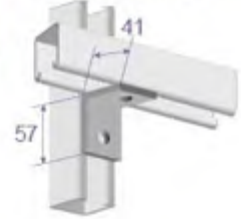
### B1026 2 Hole 90° Vertical Bend Fitting

Ordering Code	Mass (kg/100)
B1026	17



### B1068 2 Hole 90° Vertical Bend Fitting

Ordering Code	Mass (kg/100)
B1068	17



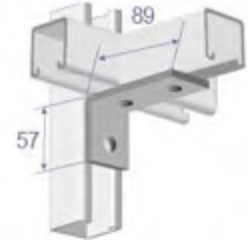
### B1326 3 Hole 90° Vertical Bend Fitting

Ordering Code	Mass (kg/100)
B1326	24



### B1458 3 Hole 90° Vertical Bend Fitting

Ordering Code	Mass (kg/100)
B1458	24



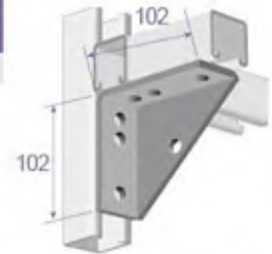
### B1325 4 Hole 90° Vertical Bend Fitting

Ordering Code	Mass (kg/100)
B1325	33



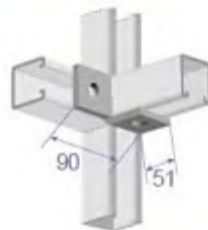
### B2484 6 Hole Braced 90° Fitting

Ordering Code	Mass (kg/100)
B2484	61



### B1037 3 Hole Right Hand Side 90° Fitting

Ordering Code	Mass (kg/100)
B1037	25
B1038	25



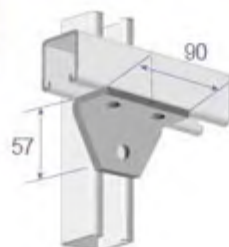
### B1033 4 Hole Right Hand Side 90° Fitting

Ordering Code	Mass (kg/100)
B1033	35



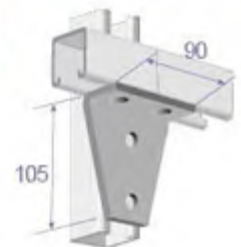
### B1357 3 Hole 90° Fitting; 2 Horizontal, 1 Vertical Holes

Ordering Code	Mass (kg/100)
B1357	32



### B1359 4 Hole 90° Fitting; 2 Horizontal, 2 Vertical Holes

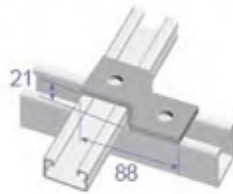
Ordering Code	Mass (kg/100)
B1359	48



www.bescatray.com

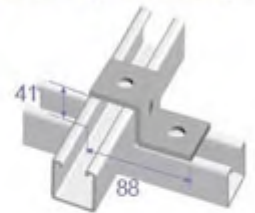
### B4045 2 Hole 21mm Inside Height Fitting

Ordering Code	Mass (kg/100)
B4045	20



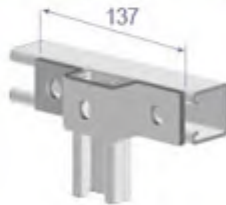
### B1045 3 Hole 41mm Inside Height Fitting

Ordering Code	Mass (kg/100)
B1045	24.9



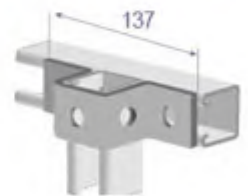
### B4047 3 Hole 21mm Inside Height Fitting

Ordering Code	Mass (kg/100)
B4047	32.4



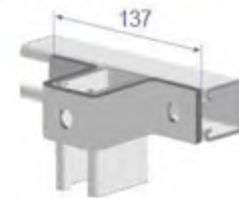
### B1047 5 Hole 41mm Inside Height Fitting

Ordering Code	Mass (kg/100)
B1047	38.6



### B5547 3 Hole 61mm Inside Height Fitting

Ordering Code	Mass (kg/100)
B5547	47



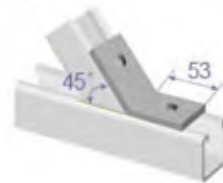
### B1186 Acute Angle Fitting

Ordering Code	Mass (kg/100)
B1186	28.6



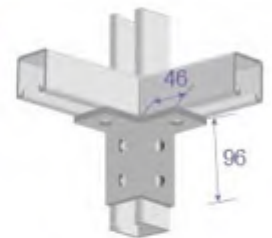
### B1546 Obtuse Angle Fitting

Ordering Code	Mass (kg/100)
B1546	28.6



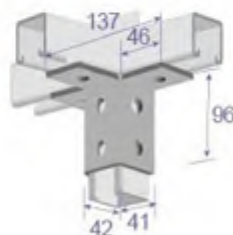
### B2224 U Fitting

Ordering Code	Mass (kg/100)
B2224	50



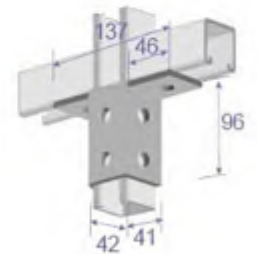
### B2228 U Fitting

Ordering Code	Mass (kg/100)
B2228	80.3



### B2346 U Fitting

Ordering Code	Mass (kg/100)
B2346	66







### B1376 U Fitting

Ordering Code	Mass (kg/100)
B1376	56



### B1377 U Fitting

Ordering Code	Mass (kg/100)
B1377	120.7



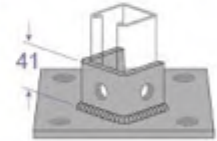
### B1044 U Fitting

Ordering Code	Mass (kg/100)
B1044	30



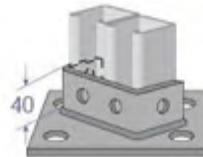
### B2072 Base Plate

Ordering Code	Mass (kg/100)
B2072	142.4



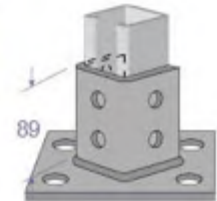
### B2073 Base Plate

Ordering Code	Mass (kg/100)
B2073	149.7



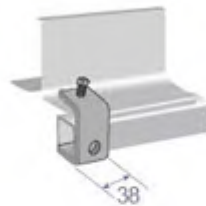
### B2072A Base Plate

Ordering Code	Mass (kg/100)
B2072A	177.8



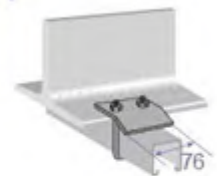
### B1271 Beam Clamp

Ordering Code	Mass (kg/100)
B1271	48



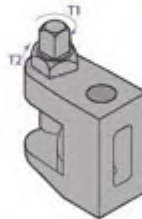
### B2785 & 2786 Beam Clamp

Ordering Code	Mass (kg/100)
B2785	41.3
B2786	41.3



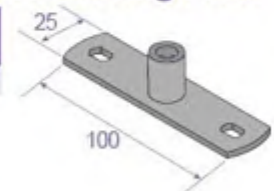
### BLP Beam Clamp

Ordering Code	Size
BLP08	M8
BLP10	M10
BLP12	M12



### RHPA Rod Hanger Central Mounting Plate

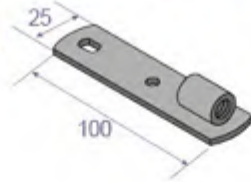
Ordering Code
RHPA



www.bescatray.com

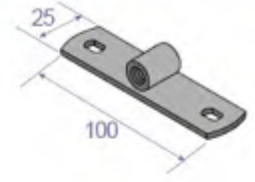
### RHPB Rod Hanger Vertical Mounting Plate

Ordering Code
RHPB



### RHPC Rod Hanger Horizontal Mounting Plate

Ordering Code
RHPC



### P1006/7/8/10 Channel Nut with Spring

Ordering Code	Size
P1006	M6
P1007	M8
P1008	M10
P1010	M12



### P3006/7/8/10 Channel Nut Short Spring

Ordering Code	Size
P3006	M6
P3007	M8
P3008	M10
P3010	M12




### P5008/10 Channel Nut Long Spring

Ordering Code	Size
P5008	M10
P5010	M12



### P4006/7/8/10 Channel Nut no Spring

Ordering Code	Size
P4006	M6
P4007	M8
P4008	M10
P4010	M12



### CSS Countersunk Set Screws

Ordering Code	Size
CSS0615	M6 x 15
CSS0620	M6 x 20
CSS0815	M8 x 15
CSS0820	M8 x 20
CSS1020	M10 x 20
CSS1025	M10 x 25



### CHB Cup Head Bolts

Ordering Code	Size
CHB0616	M6 x 16
CHB0620	M6 x 20
CHB0816	M8 x 16
CHB0820	M8 x 20
CHB1016	M10 x 16
CHB1020	M10 x 20
CHB1025	M10 x 25
CHB1030	M10 x 30
CHB1225	M12 x 25
CHB1230	M12 x 30



### LDIA Lipped Drop-In Anchor

Ordering Code	Size
LDIA0625	M6 x 25
LDIA0830	M8 x 30
LDIA1040	M10 x 40
LDIA1250	M12 x 50



### BN SB & SN

Ordering Code	Size
BN	

Both items are ordered separately.



www.bescatray.com






### HN Hex Nuts

Ordering Code	Size
HN06	M6
HN08	M8
HN10	M10
HN12	M12



### FN Flange Nuts

Ordering Code	Size
FN06	M6
FN08	M8
FN10	M10
FN12	M12



### PS Pan Screws

Ordering Code	Size
PS0620	M6 x 20
PS0625	M6 x 25
PS0630	M6 x 30
PS0640	M6 x 40
PS0820	M8 x 20
PS0825	M8 x 25
PS0830	M8 x 30
PS0840	M8 x 40



### SW Spring Washers

Ordering Code	Size
SW06	M6
SW08	M8
SW10	M10
SW12	M12



### FW Flat Washers

Ordering Code	Size
FW06	M6
FW08	M8
FW10	M10
FW12	M12



### MGW Mud Guard Washers

Ordering Code	Size
MGW06	M6
MGW08	M8
MGW10	M10
MGW12	M12



### FRC Rod Coupler

Ordering Code	Size
FRC06	M6
FRC08	M8
FRC10	M10
FRC12	M12



### TR Threaded Rod

Ordering Code	Size
TR06	M6
TR08	M8
TR10	M10
TR12	M12



### HS Hex Screws

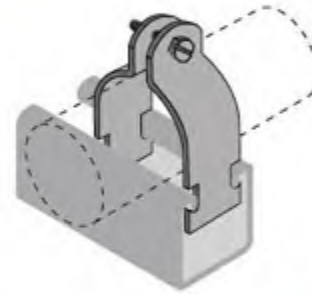
Ordering Code	Size
HS0620	M6 x 20
HS0625	M6 x 25
HS0820	M8 x 20
HS0830	M8 x 30
HS1030	M10 x 30
HS1230	M12 x 30



www.bescatray.com

### CCP Conduit Clamp

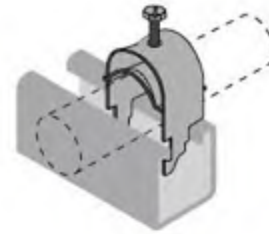
Ordering Code	ΦD	Ordering Code	ΦD
CCP021	21.3	CCP089	88.9
CCP027	26.9	CCP114	113.3
CCP034	33.7	CCP140	139.7
CCP043	42.4	CCP165	165.1
CCP048	48.3	CCP219	219
CCP060	60.3	CCP273	273
CCP076	76.1	CCP324	324



CCP Conduit Clamp

### SCCP Single Cable Clamp

Ordering Code	ΦD	Ordering Code	ΦD
SCCP021	21.3	SCCP089	88.9
SCCP027	26.9	SCCP114	113.3
SCCP034	33.7	SCCP140	139.7
SCCP043	42.4	SCCP165	165.1
SCCP048	48.3	SCCP219	219
SCCP060	60.3	SCCP273	273
SCCP076	76.1	SCCP324	324



SCCP Single Cable Clamp

### SCP Saddle Clamp

Ordering Code	ΦD	Ordering Code	ΦD
SCP021	21.3	SCP089	88.9
SCP027	26.9	SCP114	113.3
SCP034	33.7	SCP140	139.7
SCP043	42.4	SCP165	165.1
SCP048	48.3	SCP219	219
SCP060	60.3	SCP273	273
SCP076	76.1	SCP324	324



SCP Saddle Clamp

### PHC Pear Hanger Clamp

Ordering Code	ΦD	Ordering Code	ΦD
PHC021	21.3	PHC089	88.9
PHC027	26.9	PHC114	113.3
PHC034	33.7	PHC140	139.7
PHC043	42.4	PHC165	165.1
PHC048	48.3	PHC219	219
PHC060	60.3	PHC273	273
PHC076	76.1	PHC324	324



PHC Pear Hanger Clamp

### IPC Insulated Pipe Clamp

Ordering Code	ΦD Range	Ordering Code	ΦD Range
IPC12-14	12-14	IPC63-67	63-67
IPC15-19	15-19	IPC74-80	74-80
IPC21-23	21-23	IPC83-91	83-91
IPC26-28	26-28	IPC101-106	101-106
IPC32-35	32-35	IPC108-114	108-114
IPC40-43	40-43	IPC140-144	140-144
IPC50-56	50-56	IPC159-163	159-163
IPC57-61	57-61	IPC165-169	165-169



IPC Insulated Pipe Clamp





# BESCATRAY

IT'S **SIMPLE** CABLE MANAGEMENT

## Besca-Headquarter

Address: Unit 606, No.3, Xiang Teng Fortune Plaza,  
Lane 3088, Gong He Xin Road, Shanghai, China  
Tel: 0086-21-58366258  
Fax: 0086-21-58352578  
Email: [besca@chinabesca.com](mailto:besca@chinabesca.com)

## Besca Factory in China

Address: No. 7, Nanzi Rod, Xinba Technology Park,  
Yangzhong City, Jiangsu Province, China  
Tel: 0086-511-88420690  
Fax: 0086-511-88420609  
Email: [chinabesca@chinabesca.com](mailto:chinabesca@chinabesca.com)

